

PT Paramount

Intensive Use 24-7 (PTIU) and Heavy Duty (PTHD)

Features:

- Begins @ \$810 armless / \$929 with KR200 arms (PT54IU)
- Ever feel like you're working 28 hours/day? PTIU and PTHD chairs are right there with you!
- Aesthetic complement to the PT series, but with long-lasting and/or heavy-duty parts
- Timeless design allows for this long-lasting series to stay current no matter the environment
- Wide range of size options within the series to fit any user "big" to "small"
- Most models standard with adjustable lumbar, seat depth & independently adjustable back/seat



PT Intensive Use 24-7 (PTIU)

(formerly Intensive Use 24-7 "IU")

Multi-shift | Intense-use

Please see pages 129, 195 – 213 for arm kits, casters, and other options.

average / medium

Model

PT54IU

(formerly IU54)

300
POUNDS
CAPACITY

Description

Simple Multi-Function (-7b)

Pneumatic lift

Back height adjustment

Independent seat and back
angle adjustment

Seat depth adjustment

Flat panel back

55mm multi-surface casters
(-55MS)

Textile Grade-In

Grade 1 / C.O.M.

Grade 2 / Grade-in A

Grade 3 / Grade-in B

Grade 4 / Grade-in C

Grade 5 / Grade-in D

Grade 6 / Grade-in E

List

\$830.00

\$850.00

\$870.00

\$890.00

\$910.00

\$930.00

Specifications

Overall width 27"

Overall height 38" - 47"

Back 20" w x 20" h

Seat 21" w x 17.9-21" d

Seat height 17" - 22"

Travel range (ht.) 4" (back) / 5" (seat)

COM 1.5 yds.

Carton / FedEx wt 48 lbs / 101 lbs

Arms Group 1 & 4

Warranty 7 year limited

Model

PT72IU

(formerly IU72)

300
POUNDS
CAPACITY

Description

Simple Multi-Function (-7b)

Pneumatic lift

Back height adjustment

Independent seat and back
angle adjustment

Seat depth adjustment

55mm multi-surface casters
(-55MS)

Textile Grade-In

Grade 1 / C.O.M.

Grade 2 / Grade-in A

Grade 3 / Grade-in B

Grade 4 / Grade-in C

Grade 5 / Grade-in D

Grade 6 / Grade-in E

List

\$830.00

\$850.00

\$870.00

\$890.00

\$910.00

\$930.00

Specifications

Overall width 27"

Overall height 36" - 45"

Back 17" w x 18" h

Seat 20" w x 17-20.1" d

Seat height 17" - 22"

Travel range (ht.) 4" (back) / 5" (seat)

COM 1 yd.

Carton / FedEx wt 54 lbs / 101 lbs

Arms Group 1 & 4

Warranty 7 year limited

large

Model

PT58IU

(formerly IU58)

300
POUNDS
CAPACITY

Description

Simple Multi-Function (-7b)

Pneumatic lift

Back height adjustment

Independent seat and back
angle adjustment

Seat depth adjustment

Fabric panel back

55mm multi-surface casters
(-55MS)

Textile Grade-In

Grade 1 / C.O.M.

Grade 2 / Grade-in A

Grade 3 / Grade-in B

Grade 4 / Grade-in C

Grade 5 / Grade-in D

Grade 6 / Grade-in E

List

\$893.00

\$913.00

\$933.00

\$953.00

\$973.00

\$993.00

Specifications

Overall width 27"

Overall height 43" - 52"

Back 20" w x 24" h

Seat 21" w x 17.9-21" d

Seat height 17" - 22"

Travel range (ht.) 4" (back) / 5" (seat)

COM 2 yds.

Carton / FedEx wt 55 lbs / 101 lbs

Arms Group 1 & 4

Warranty 7 year limited

Model

PT76IU

(formerly IU76)

300
POUNDS
CAPACITY

Description

Simple Multi-Function (-7b)

Pneumatic lift

Back height adjustment

Independent seat and back
angle adjustment

Seat depth adjustment

55mm multi-surface casters
(-55MS)

Textile Grade-In

Grade 1 / C.O.M.

Grade 2 / Grade-in A

Grade 3 / Grade-in B

Grade 4 / Grade-in C

Grade 5 / Grade-in D

Grade 6 / Grade-in E

List

\$893.00

\$913.00

\$933.00

\$953.00

\$973.00

\$993.00

Specifications

Overall width 27"

Overall height 40" - 48"

Back 19.5" w x 22" h

Seat 21" w x 18-21.1" d

Seat height 17" - 22"

Travel range (ht.) 4" (back) / 5" (seat)

COM 1.5 yds.

Carton / FedEx wt 57 lbs / 101 lbs

Arms Group 1 & 4

Warranty 7 year limited

Above weights do not include optional arm kits. : FedEx weight is calculated using FedEx dimensional standards to determine billable weight. : Pricing and specifications subject to change without notification.

PT Intensive Use 24-7 (PTIU)

(formerly Intensive Use 24-7 "IU")
Multi-shift | Intense-use

Please see pages 195 – 213 for arm kits, casters, and other options.

stools

Model

PT55IU

(formerly IU55)



Description

Simple Multi-Function (-7b)

Pneumatic lift

Back height adjustment

Independent seat and back

angle adjustment

Seat depth adjustment

Fabric panel back

NEW Black 20"Turn-lock footring

Optional 8" cylinder available

(21" - 29")

55mm multi-surface casters

(-55MS)

Textile Grade-In

Grade 1 / C.O.M.

Grade 2 / Grade-in A

Grade 3 / Grade-in B

Grade 4 / Grade-in C

Grade 5 / Grade-in D

Grade 6 / Grade-in E

List

\$905.00

\$925.00

\$945.00

\$965.00

\$985.00

\$1,005.00

Specifications

Overall width 27"

Overall height 45" - 59"

Back 20" w x 20" h

Seat 21" w x 17-20.1" d

Seat height 24" - 34"

Travel range (ht.) 4" (back) / 10" (seat)

COM 1.5 yds.

Carton / FedEx wt 53 lbs / 101 lbs

Arms Group 1 & 4

Warranty 7 year limited

Model

PT73IU

(formerly IU73)



Description

Simple Multi-Function (-7b)

Pneumatic lift

Back height adjustment

Independent seat and back

angle adjustment

Seat depth adjustment

NEW Black 20"Turn-lock footring

Optional 8" cylinder available

(21" - 29")

55mm multi-surface casters

(-55MS)

Textile Grade-In

Grade 1 / C.O.M.

Grade 2 / Grade-in A

Grade 3 / Grade-in B

Grade 4 / Grade-in C

Grade 5 / Grade-in D

Grade 6 / Grade-in E

List

\$905.00

\$925.00

\$945.00

\$965.00

\$985.00

\$1,005.00

Specifications

Overall width 27"

Overall height 43" - 57"

Back 17" w x 18" h

Seat 20" w x 17-20.1" d

Seat height 24" - 34"

Travel range (ht.) 4" (back) / 10" (seat)

COM 1 yd.

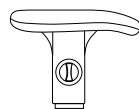
Carton / FedEx wt 59 lbs / 101 lbs

Arms Group 1 & 4

Warranty 7 year limited

common options

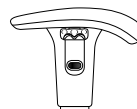
Arms



KR21 (1D Motion) - list: 70.00

Fixed width, turn-knob height adjustable T-arms.

For specs and warranty, see page 198.



KR25 (1D Motion) - list: 70.00

Fixed width, height adjustable T-arms featuring natural grip control

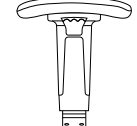
For specs and warranty, see page 198.



KR200 (2D Motion) - list: 119.00

Height and width adjustable, removable T-arms with natural grip control.

For specs and warranty, see page 199.



JR77 (1D Motion) - list: 100.00

Fixed width, height adjustable T-arms with molded arm pads.

For specs and warranty, see page 198.

See pages 195 to 213 for a complete listing of all available arm, cylinder, caster, and other ergonomic options. Not all options may be applicable to a given model. Check with OM for compatibility details.

PT Intensive Use 24-7 Series designed to accommodate users up to 300 pounds.

IU: Intensive Use (aka, 24/7 environments), HD: Heavy-Duty (i.e. for occupants weighing up to 350 lbs.)

NOTE: When upholstered in any Grade 5 ComfortKnit patterns (Solids, Architect, and Myth) IU Series back shells are upholstered in a high double-rub black fabric unless otherwise specified.

Above weights do not include optional arm kits. : FedEx weight is calculated using FedEx dimensional standards to determine billable weight. : Pricing and specifications subject to change without notification.

PT Intensive Use Heavy Duty (PTHD)

(formerly Intensive Use HD (IUHD/PD))

Heavy-duty

Please see pages 131, 195 – 213 for arm kits, casters, and other options.

average / mid back

Model	Description	Textile Grade-In	List	Specifications
PT76HD (formerly IU76HD)	<i>Simple Multi-Function (-7HD)</i>	Grade 1 / C.O.M.	\$1,145.00	Overall width 28"
	Pneumatic lift	Grade 2 / Grade-in A	\$1,165.00	Overall height 40" - 48"
	Tilting backrest	Grade 3 / Grade-in B	\$1,185.00	Back 19.5" w x 22" h
	Back height adjustment	Grade 4 / Grade-in C	\$1,205.00	Seat 22" w x 18-21.1" d
	Rocking tilt	Grade 5 / Grade-in D	\$1,225.00	Seat height 17" - 22"
	Tension knob	Grade 6 / Grade-in E	\$1,245.00	Travel range (ht.) 4" (back) / 5" (seat)
	Seat tilting			COM 1.5 yds.
	Seat depth adjustment			Carton / FedEx wt 57 lbs / 101 lbs
	Heavy-duty structure			Arms Group 1* & 4
	65mm Grey two-tone multi-surface soft casters (-65MS)*			*no KR23, KR23-45, KR23-65
	TLC seat			Warranty 7 year limited
		TLC TECHNOLOGY		

Model	Description	Textile Grade-In	List	Specifications
PT76PD (formerly IU76PD)	<i>Simple Multi-Function (-7HD)</i>	Grade 1 / C.O.M.	\$1,215.00	Overall width 28"
	Pneumatic lift	Grade 2 / Grade-in A	\$1,235.00	Overall height 40" - 48"
	Tilting backrest	Grade 3 / Grade-in B	\$1,255.00	Back 19.5" w x 22" h
	Back height adjustment	Grade 4 / Grade-in C	\$1,275.00	Seat 22" w x 18-21.1" d
	Rocking tilt			Seat height 17" - 22"
	Tension knob			Travel range (ht.) 4" (back) / 5" (seat)
	Seat tilting			COM 1.5 yds.
	Seat depth adjustment			Carton / FedEx wt 57 lbs / 101 lbs
	Heavy-duty structure			Arms Group 1* & 4
	Lower back reinforced with ballistic nylon			*no KR23, KR23-45, KR23-65
	65mm Grey two-tone multi-surface soft casters (-65MS)*			Warranty 7 year limited
	TLC seat			

TLC TECHNOLOGY

large / xtra tall

Model	Description	Textile Grade-In	List	Specifications
PT79HD (formerly IU79HD)	<i>Simple Multi-Function (-7HD)</i>	Grade 1 / C.O.M.	\$1,266.00	Overall width 28"
	Pneumatic lift	Grade 2	\$1,291.00	Overall height 46.5" - 54.5"
	Tilting backrest	Grade 3 / Grade-in A	\$1,316.00	Back 19.5" w x 28" h
	Back height adjustment	Grade 4 / Grade-in B	\$1,341.00	Seat 22" w x 18-21.1" d
	Rocking tilt	Grade 5 / Grade-in C	\$1,366.00	Seat height 17" - 22"
	Tension knob	Grade 6 / Grade-in D	\$1,391.00	Travel range (ht.) 4" (back) / 5" (seat)
	Seat tilting			COM 1.5 yds.
	Seat depth adjustment			Carton / FedEx wt 63 lbs / 195 lbs
	Heavy-duty structure			Arms Group 1* & 4
	65mm Grey two-tone multi-surface soft casters (-65MS)*			*no KR23, KR23-45, KR23-65
	TLC seat			Warranty 7 year limited
		TLC TECHNOLOGY		

Model	Description	Textile Grade-In*	List	Specifications
PT79PD (formerly IU79PD)	<i>Simple Multi-Function (-7HD)</i>	Grade 1 / C.O.M.	\$1,336.00	Overall width 28"
	Pneumatic lift	Grade 2	\$1,361.00	Overall height 46.5" - 54.5"
	Tilting backrest	Grade 3 / Grade-in A	\$1,386.00	Back 19.5" w x 28" h
	Back height adjustment	Grade 4 / Grade-in B	\$1,411.00	Seat 22" w x 18-21.1" d
	Rocking tilt			Seat height 17" - 22"
	Tension knob			Travel range (ht.) 4" (back) / 5" (seat)
	Seat tilting			COM 1.5 yds.
	Seat depth adjustment			Carton / FedEx wt 63 lbs / 195 lbs
	Heavy-duty structure			Arms Group 1* & 4
	Lower back reinforced with ballistic nylon			*no KR23, KR23-45, KR23-65
	65mm Grey two-tone multi-surface soft casters(-65MS)*			Warranty 7 year limited
	TLC seat			

TLC TECHNOLOGY

*previously listed as Dual-tone universal soft casters

Above weights do not include optional arm kits. : FedEx weight is calculated using FedEx dimensional standards to determine billable weight. : Pricing and specifications subject to change without notification.


PT Intensive Use Heavy Duty (PTHD)


(formerly Intensive Use HD (IUHD/PD))

Heavy-duty

Please see pages 195 – 213 for arm kits, casters, and other options.

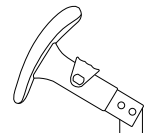
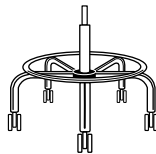
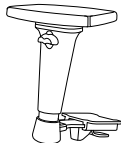
stools

Model	Description	Textile Grade-In	List	Specifications
PT77HD (formerly IU77HD) 	<i>Simple Multi-Function (~7HD)</i>	Grade 1 / C.O.M.	\$1,245.00	Overall width 28"
	Pneumatic lift with 8" cylinder only	Grade 2 / Grade-in A	\$1,265.00	Overall height 45" - 57"
	Back height adjustment	Grade 3 / Grade-in B	\$1,285.00	Back 19.5" w x 22" h
	Independent seat and back	Grade 4 / Grade-in C	\$1,305.00	Seat 22" w x 18-21.1" d
	angle adjustment	Grade 5 / Grade-in D	\$1,325.00	Seat height 22" - 30"
	Tension knob	Grade 6 / Grade-in E	\$1,345.00	Travel range (ht.) 4" (back) / 8" (seat)
	Seat depth adjustment			COM 1.5 yds.
	NEW Black 20"Turn-lock footing			Carton / FedEx wt 63 lbs / 101 lbs
	Heavy-duty structure			Arms Group 1* & 4
	65mm Grey two-tone multi-surface			*no KR23, KR23-45, KR23-65
	soft casters (-65MS)*			Warranty 7 year limited
	TLC seat	TLC TECHNOLOGY		

Model	Description	Textile Grade-In*	List	Specifications
PT77PD (formerly IU77PD) 	<i>Simple Multi-Function (~7HD)</i>	Grade 1 / C.O.M.	\$1,315.00	Overall width 28"
	Pneumatic lift with 8" cylinder only	Grade 2 / Grade-in A	\$1,335.00	Overall height 45" - 57"
	Back height adjustment	Grade 3 / Grade-in B	\$1,355.00	Back 19.5" w x 22" h
	Independent seat and back	Grade 4 / Grade-in C	\$1,375.00	Seat 22" w x 18-21.1" d
	angle adjustment			Seat height 22" - 30"
	Tension knob			Travel range (ht.) 4" (back) / 8" (seat)
	Seat depth adjustment			COM 1.5 yds.
	NEW Black 20"Turn-lock footing			Carton / FedEx wt 63 lbs / 101 lbs
	Heavy-duty structure			Arms Group 1* & 4
	Lower back reinforced with			*no KR23, KR23-45, KR23-65
	ballistic nylon			Warranty 7 year limited
	65mm Grey two-tone multi-surface			
	soft casters* (-65MS)			
	TLC seat	TLC TECHNOLOGY		

common options

Suggested Options for IUHD/IUPD Series

Arms 	JRBN (1D Motion) - list: 267.00 Fixed width T-arms with fold back feature and trigger-style height control with ballistic nylon upholstered arm pads.	 6GSPC Alternate stool base option for PT77HD/PD (formerly, IU77HD/PD) - no upcharge to substitute. The default cylinder is 6BSHD (6" black heavy duty cylinder). Seat height range is 25.5" - 31.5"
	JRPD (1D Motion) - list: 267.00 Fixed width T-arms with fold back feature and trigger-style height control with Memosoft arm pads.	
	For specs and warranty, see page 197.	
	JR69 (4D Motion) - list: 196.00 Height and width adjustable, forward slanting T-arm with soft touch width adjustment trigger, lockable arm top, fore-aft, side-side, pivoting arm top (RP-65).	
	For specs and warranty, see page 197.	

*previously listed as Dual-tone universal soft casters

PT Paramount Intensive Use 24-7 and Heavy-Duty Series designed to accommodate users up to 350 pounds.

IU: Intensive Use (aka, 24/7 environments)

HD: Heavy-Duty (i.e. for occupants weighing up to 350 lbs.)

PD: Police Department (i.e., perfect for police or security environments)

*Application testing may be required for Grade-In fabrics on IUPD and MXPD seating. Consult OM for details.

Above weights do not include optional arm kits. : FedEx weight is calculated using FedEx dimensional standards to determine billable weight. : Pricing and specifications subject to change without notification.

[illegible]