

# Classic

## Features:

- Begins @ \$325 armless stool (CL12)
- CL1x, -2x, -3x – Thoughtfully designed for doctor's exam rooms
- Casters that move less readily until a user is fully seated
- 360 degree accessible, round exam stool height adjuster
- Foot-activated seat height control for hygienic adjustments
- Priced to keep your patients AND wallets both happy and healthy!
- CL4x – Modestly priced simple task stools and chairs with basic features



## Classic (CL)

Healthcare | Lab

Please see pages 39, 195 - 213 for casters and options.

small / petite

Model	Description	Textile Grade-In	List	Specifications
CL44EZ	Simple Multi-Function (-7bNS)	Grade 1 / C.O.M.	\$475.00	Overall width 25"
	Pneumatic lift	Grade 2 / Grade-in A	\$490.00	Overall height 32" - 41"
	Back height adjustment	Grade 3 / Grade-in B	\$505.00	Back 16" w x 13" h
	Independent seat and back angle adjustment	Grade 4 / Grade-in C	\$520.00	Seat 18" w x 17" d
	55mm Carpet casters (-55C)	Grade 5 / Grade-in D	\$535.00	Seat height 16" - 21"
		Grade 6 / Grade-in E	\$550.00	Travel range (ht.) 4" (back) / 5" (seat)
		LG1 (Evita) / C.O.L.	\$695.00	COM 1 yd.
		LG2 (Lena-LDEL, LLUT, LORC only)*	\$720.00	Carton / FedEx wt 33 lbs / 68 lbs
		LG3 (Vulcano-LMIT, LSTG only)*	\$750.00	Arms Group 1 & 4
				Warranty 12 year limited



\*For NON In-Stock colors, check with OM Seating for additional pricing details.

Model	Description	Textile Grade-In	List	Specifications
CL44MD	Simple Multi-Function (-7aCLSNS)	Grade 1 / C.O.M.	\$427.00	Overall width 25"
	Pneumatic lift	Grade 2 / Grade-in A	\$442.00	Overall height 32" - 41"
	Back height adjustment	Grade 3 / Grade-in B	\$457.00	Back 16" w x 13" h
	Infinitely locking back tilt	Grade 4 / Grade-in C	\$472.00	Seat 18" w x 17" d
	Polished aluminum package	Grade 5 / Grade-in D	\$487.00	Seat height 16" - 21"
	50mm Safety soft casters (-50SS)	Grade 6 / Grade-in E	\$502.00	Travel range (ht.) 3" (back) / 5" (seat)
				COM 1 yd.
				Carton / FedEx wt 34 lbs / 68 lbs
				Arms Group 1 & 4
				Warranty 12 year limited



average / medium

Model	Description	Textile Grade-In	List	Specifications
CL48EZ	Simple Multi-Function (-7bNS)	Grade 1 / C.O.M.	\$551.00	Overall width 25"
	Pneumatic lift	Grade 2 / Grade-in A	\$566.00	Overall height 37" - 45.5"
	Back height adjustment	Grade 3 / Grade-in B	\$581.00	Back 17" w x 22" h
	Independent seat and back angle adjustment	Grade 4 / Grade-in C	\$596.00	Seat 18" w x 17" d
	55mm Carpet casters (-55C)	Grade 5 / Grade-in D	\$611.00	Seat height 16" - 21"
		Grade 6 / Grade-in E	\$626.00	Travel range (ht.) 4" (back) / 5" (seat)
		LG1 (Evita) / C.O.L.	\$771.00	COM 1 yd.
		LG2 (Lena-LDEL, LLUT, LORC only)*	\$796.00	Carton / FedEx wt 39 lbs / 101 lbs
		LG3 (Vulcano-LMIT, LSTG only)*	\$826.00	Arms Group 1 & 4
				Warranty 12 year limited



\*For NON In-Stock colors, check with OM Seating for additional pricing details.


Above weights do not include optional arm kits. : FedEx weight is calculated using FedEx dimensional standards to determine billable weight. : Pricing and specifications subject to change without notification.


## Classic (CL)

Healthcare | Lab

Please see pages 39, 195 - 213 for casters and options.

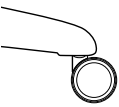
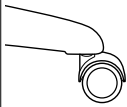
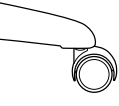
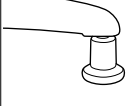
## stools

Model	Description	Textile Grade-In	List	Specifications
 <b>CL45EZ</b>	Simple Multi-Function (-7bNS)	Grade 1 / C.O.M.	\$590.00	Overall width 27"
	Pneumatic lift	Grade 2 / Grade-in A	\$605.00	Overall height 41" - 55"
	Back height adjustment	Grade 3 / Grade-in B	\$620.00	Back 16" w x 13" h
	20" chrome footring	Grade 4 / Grade-in C	\$635.00	Seat 18" w x 17" d
	Independent seat and back angle adjustment	Grade 5 / Grade-in D	\$650.00	Seat height 24" - 34"
	Optional 8" cylinder available (20" - 28")	Grade 6 / Grade-in E	\$665.00	Travel range (ht.) 4" (back) / 10" (seat)
		LG1 (Evita) / C.O.L.	\$810.00	COM 1 yd.
	55mm Carpet casters (-55C)	LG2 (Lena-LDEL, LLUT, LORC only)*	\$835.00	Carton / FedEx wt 39 lbs / 68 lbs
		LG3 (Vulcano-LMIT, LSTG only)*	\$865.00	Arms Group 1 & 4
		*For NON In-Stock colors, check with OM Seating for additional pricing details.		Warranty 12 year limited




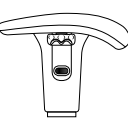
Model	Description	Textile Grade-In	List	Specifications
 <b>CL47</b>	Simple Multi-Function (-7aCLS)	Grade 1 / C.O.M.	\$687.00	Overall width 27"
	Pneumatic lift	Grade 2 / Grade-in A	\$702.00	Overall height 41" - 54"
	Back height adjustment	Grade 3 / Grade-in B	\$717.00	Back 17" w x 16.5" h
	Infinitely locking back tilt	Grade 4 / Grade-in C	\$732.00	Seat 20" w x 17-20.1" d
	Seat slider	Grade 5 / Grade-in D	\$747.00	Seat height 25.5" - 35.5"
	<b>NEW Black Turn-lock footring</b>	Grade 6 / Grade-in E	\$762.00	Travel range (ht.) 3" (back) / 10" (seat)
	Optional 8" cylinder available	LG1 (Evita) / C.O.L.	\$907.00	COM 1 yd.
	55mm Carpet casters (-55C)	LG2 (Lena-LDEL, LLUT, LORC only)*	\$932.00	Carton / FedEx wt 58 lbs / 101 lbs
		LG3 (Vulcano-LMIT, LSTG only)*	\$962.00	Arms Group 1 & 4
		*For NON In-Stock colors, check with OM Seating for additional pricing details.		Warranty 12 year limited

## common options

## Suggested Options for CL Series

 <b>Casters</b>	<b>65MS (formerly CAS0065-S)</b> - list: 25.00 (upcharge) Dual-tone Universal Soft Casters Dual-tone; designed for wood, tile and smooth or harder surfaces. For most stools. (5 per set)	 <b>50R (formerly CAS0050-RB)</b> - list: 35.00 (upcharge) Reverse Braking Caster Restricted chair movement when chair IS in use (5 per set)
	 <b>50SS (formerly CAS0050-SS)</b> - list: 25.00 (upcharge) Safety Soft Caster Minimizes chair movement when NOT in use (5 per set)	 <b>GLDR (formerly GLD)</b> - (no charge to substitute) Not appropriate for all models. Check with factory for details (5 per set)

## Suggested Options for CL Series (CL44EZ, CL44MD, CL45EZ &amp; CL48EZ)

 <b>Arms</b>	<b>KR100M (2D Motion) (formerly KR-240M)</b> - list: 144.00 Height and width adjustable, removable T-arms with natural grip control and Memosoft arm pads.  For specs and warranty, see page 199.	 <b>KR100-45 (4D Motion) (formerly KR445)</b> - list: 185.00 Height and width adjustable, removable T-arms with fore-aft, side-side, and inward pivoting arm tops (RP-45).  For specs and warranty, see page 200.
	 <b>KR200 (2D Motion)</b> - list: 119.00 Height and width adjustable, removable T-arms with natural grip control.  For specs and warranty, see page 199.	 <b>KR25 (1D Motion)</b> - list: 70.00 Fixed width, height adjustable T-arms featuring natural grip control  For specs and warranty, see page 199.

See pages 195-213 for a complete listing of all available arm, cylinder, caster, and other ergonomic options.

Not all options may be applicable to a given model. Check with OM for compatibility details.

Above weights do not include optional arm kits. : FedEx weight is calculated using FedEx dimensional standards to determine billable weight. : Pricing and specifications subject to change without notification.