



GSA

Price
List

20
19

SUGGESTED GSA NET \$ PRICING

SEPTEMBER 2019 • 2ND EDITION

WORK CHAIRS



page 7
AFFIRM
CUSHIONED (AF)



page 11
AFFIRM MESH
(AF)



page 27
CLASSIC: LAB
STOOLS (CLS)



page 21
CLASSIC: EXAM
ROOM STOOLS
(CL)



page 24
CLASSIC: TASK
(CL)



page 29
DISCOVERY
BACK (DB)



page 45
OM5 SERIES®
(OM5)



page 60
PARAMOUNT
(7 _ _ _)



page 53
PARAMOUNT VALUE
SERIES (PT)



page 63
PATRIOT
SERIES (PA)



page 68
PC SERIES
(PC)



page 71
TRULY.® (TY)



page 79
YES SERIES
(YS)



page 38
24-7 HEAVY DUTY
SERIES
(IUHD, IUPD)



page 35
24-7 INTENSIVE
USE (IU)



page 41
24-7 MAXWELL
(MXIU, MXPD)

GUEST / STACKING CHAIRS



page 10, 18, 19
AFFIRM (AF)



page 87
GINNY (GY)



page 91
OM5 ACTIVE
(OM5-AC, AG,
AS, AT)



page 58, 59
PARAMOUNT
VALUE SERIES
(PT)



page 67
PATRIOT SERIES
(PA)



page 101
STACKABLE
GUEST
(SG)



page 79
YES SERIES
(YS)



Welcome, to chair-adise! I'm Ozzie, your guide to this book...
(p.s. visit omseating.com for current updates)

IN ALPHABETICAL ORDER

AFFIRM SERIES (AF)	AF408 – AF589	7 – 20
CLASSIC PROFESSIONAL SERIES (CL)	CL12 – CL48EZ	21 – 25
CLASSIC SPECIALTY STOOLS (CLS)	CLS53 – CLS61	27 – 28
DISCOVERY BACK SERIES (DB)	DB52 – DB78	29 – 33
GINNY (GY)	GY4G	87 – 89
INTENSIVE USE 24-7 SERIES (IU)	IU54 – IU76	35 – 37
INTENSIVE USE 24-7 HEAVY DUTY SERIES (IUHD/PD)	IU76HD/PD – IU79HD/PD	38 – 39
MAXWELL INTENSIVE USE 24-7 (MXIU)	MX84IU/PD – MX88IU/PD, 7878MX	41 – 43
OM5 SERIES® (OM5)	OM5-B/G, OM5-BEX/GEX, OM5-BXT/GXT	45 – 51
OM5 ACTIVE	OM5-AS, OM5-AG, OM5-AT, OM5-AC	91 – 99
PARAMOUNT VALUE SERIES (PT)	PT62 – PTYM-XT	53 – 59
PARAMOUNT SERIES (7XXX)	7770 – 7897	60 – 61
PATRIOT VALUE SERIES (PA)	PA53 – PA69	63 – 67
PC SERIES (PC)	PC53 – PC59	68 – 69
STACKABLE GUEST SERIES (SG)	SG1K – SG5K	101 – 103
TRULY.® (TY)	TY608 – TY688	71 – 77
YES SERIES (YS)	YS70N – YSYM	79 – 84
OM company information (p. 105)	About OM	106
	Terms & Conditions	107
	Limited Warranty	108
	GSA Contract Information	109
	OM Environmental	110
	Guide To Ergonomic Features	111
	Ultimate Test for Fit	112
COM COL & grade-in fabrics (p.113)	COM, COL & Grade-in Information & Specifications	114
	Guide To Grade-In Program	115
optional arm kits, arm tops & arm pads (p.117)	Arm Matrix	118
	Optional Arm Kits	
	Fixed Arms 1D motion arms	119
	1D motion arms	120
	2D motion arms 3D motion arms	121
	3D motion arms 4D motion arms	122
	4D motion arms	123
	4D+ motion arms	124
	Optional Arm Tops and Arm Pads	125
optional casters & cylinders (p. 127)	Caster Options and Guidelines	128
	Cylinder Options and Guidelines	129
additional upholstery and options	Additional Upholstery and Options	131

Please be advised that all prices GSA Net \$ herein are shown at GSA Net \$ price, subject to change without notification and do NOT include: assembly charge, installation charge, set-up charge, additional delivery charges or other charges exclusive of the cost of product.

table of contents

by category (type)

BY CATEGORY (type)

budget

CLASSIC PROFESSIONAL SERIES (CL)	CL33 – CL48EZ	23 – 24
PARAMOUNT VALUE SERIES (PT)	PT62 – PTYM-XT	53 – 59
PARAMOUNT VALUE SERIES (7XXX)	7770 – 7897	60 – 61
PATRIOT VALUE SERIES (PA)	PA53 – PA69	63 – 67
PC SERIES (PC)	PC53 – PC59	68 – 69

ergonomic

AFFIRM SERIES (AF)	AF408 – AFYM	7 – 20
DISCOVERY BACK SERIES (DB)	DB52 – DB78	29 – 33
OM5 SERIES® (OM5)	OM5-B/G, OM5-BEX/GEX, OM5-BXT/GXT	47, 49 51
PC SERIES (PC)	PC53 – PC59	68 – 69
PARAMOUNT VALUE SERIES (PT)	PT62 – PTYM-XT	54 – 59
PARAMOUNT SERIES (7XXX)	7770 – 7897	60 – 61
TRULY.® (TY)	TY608 – TY688	71 – 77
YES SERIES (YS)	YS72 – YS98	79 – 84

mesh or polymer back

AFFIRM SERIES (AF)	AF504 – AFYM	11 – 20
OM5 SERIES® (OM5)	OM5-B/G, OM5-BEX/GEX, OM5-BXT/GXT	47, 49 51
OM5 ACTIVE	OM5-AS, OM5-AG, OM5-AT, OM5-AC	93, 95, 97 99
STACKABLE GUEST SERIES (SG)	SG1K – SG5K	101 – 103
TRULY.® (TY)	TY608 – TY688	71 – 77
YES SERIES (YS)	YS70N – YSYM	79 – 84

guest, stackable & collaborative seating

AFFIRM SERIES (AF)	AF411S, AF470N, AF471N, AF511S, AF516S, AF570N, AF571N	10, 18, 19
GINNY (GY)	GY4G	89
OM5 ACTIVE	OM5-AS, OMS-AG	93, 95
PARAMOUNT VALUE SERIES (PT)	PT70N, PT71N, PT76S, PT74S, PT78S	58– 59
PATRIOT VALUE SERIES (PA)	PA61S	67
STACKABLE GUEST SERIES (SG)	SG1K – SG5K	101 – 103
YES SERIES (YS)	YS70N, YS71N, YS71S, YS76S	83

stools

AFFIRM SERIES (AF)	AF413, AF415, AF513, AF515	9, 18
CLASSIC LAB & HEALTHCARE (CL)	CL12 – CL35	22 – 23
CLASSIC PROFESSIONAL SERIES (CL)	CL45EZ, CL47	25
CLASSIC LAB STOOLS (CLS)	CLS53 – CLS61	28
DISCOVERY BACK SERIES (DB)	DB52, DB54, DB56	32
OM5 SERIES® (OM5)	OM5-B/G, OM5-BEX/GEX, OM5-BXT/GXT	47, 49 51
OM5 ACTIVE	OM5-AT, OM5-AC	97 – 99
INTENSIVE USE 24-7 SERIES (IU)	IU55, IU73	37
INTENSIVE USE 24-7 HEAVY DUTY SERIES (IUHD/PD)	IU77HD, IU77PD	39
MAXWELL INTENSIVE USE 24-7 SERIES (MXIU/PD)	MX85IU, MX85PD, MX87IU, MX87PD	43
TRULY.® (TY)	TY673, TY675	76 – 77
YES SERIES (YS)	YS73, YS75	82

werksy®

collaborate



Multi-faceted shell chair that features 3 different modes to fit the way you work!

Visitor: Not your average guest chair – elegant lines to dress up any waiting/guest area

Tasker: Simple tasking with flair – tilt motion seat for training & hoteling stations

Rocker: Add a little play to your day – Height adjustable rocker with an auto-return cylinder!

Winner of 2017 ErgoExpo Attendees' Choice Award & 2018 Chicago Athenaeum GOOD DESIGN® Award

Designed by Henner Jahns of Gecco Vision



ginny bariatric

guest & waiting

All of the original Ginny Series' good looks, but with a 500 lbs, weight rating and a 26" and 30" wide seat option

Wall saver rear legs and a vertical clean-through for ease-of-cleaning

Available with either black or silver powdercoated frame and matching linking bars and ampads



preface

entry level tasking

Comfortably priced starting point to OM's mesh task chair line-up
Simple, body-activated motion mechanism (i.e., no tension knob) with optional seat slider

Available in 3 frame + matching mesh color combos — Modern Black, Cool Grey, Studio White

Optional backrest Jacket from limited available upholstery choices (ask factory for details)



what's new

changes to our offering

STATUS	ITEM MODEL	REF. PAGE	DESCRIPTION REMARKS AND COMPARABLE MODELS (IF APPLICABLE)
NEW	GINNY SERIES	87	New Ginny Silver powdercoated frames for Ginny Guest (available now) + Ginny Bariatric (coming soon)
NEW	GINNY SERIES	87	New Ginny ganging bars available on versions with or without arms, as well as with black or silver powder-coating (available w/ Bariatric version upon launch)
NEW	JR39-BASED ARM FRAMES	121-124	New JR39 -based truncated arm frames OPTION. Available @ \$14.40 GSA Net \$ Upcharge. (Order using "-TL" suffix at the end of relevant KR300-based arm kit(s))
NEW	KR300-BASED ARM FRAMES	121-124	New KR300 -based truncated arm frames OPTION. Available @ \$14.40 GSA Net \$ Upcharge. (Order using "-TL" suffix at the end of relevant KR300-based arm kit(s))
NEW	KR200-BASED ARM FRAMES, KR240M-BASED ARM FRAMES	121-124	New KR200 -based and KR240M-based arm frames now feature "truncated lengths" as a standard feature (allows in-most arm width position to be used on smaller width seats)
NEW	TRULY.® SERIES	71	New Truly.® Series Black Nylon base available as a standard feature on all Truly.® Series task chair models (replaces black Aluminum version).
IMPROVED	AFFIRM SERIES	7, 11	Improved Thicker Seat Foam on all Affirm Series seat foams (both small & large). Added thickness and updated waterfall contours combine to bring our popular series to a Cloud9 level!
IMPROVED	AFFIRM SERIES (AF5_4, AF513, AF515)	11	Improved Affirm mid-Back Mesh models now feature the small, 19" width seat cushion as a standard feature for improved proportionality. Larger Affirm seat still available with no upcharge when requested.
IMPROVED	SG SERIES	101	SG1K, SG2K Updated backrest contours and hole pattern bring this long-time popular model into an updated look. Note: Backrest upholstery liner from "old-style" no longer available
OFF BOOK	CLFT, CLVS		STILL AVAILABLE Both models are removed from the Price GSA Net \$ as ultra-specialty models. But, still available for your foot-support and/or stoop-tasking needs. (Inquire with OM for pricing and details)
OFF BOOK	ZA94, ZA98	69	STILL AVAILABLE Both models are removed from the Price GSA Net \$. But, still available via the Paramount 7xxx series. Request Polished Aluminum base option (upcharge) on either the 7893 (ZA94) or 7897 (ZA98).

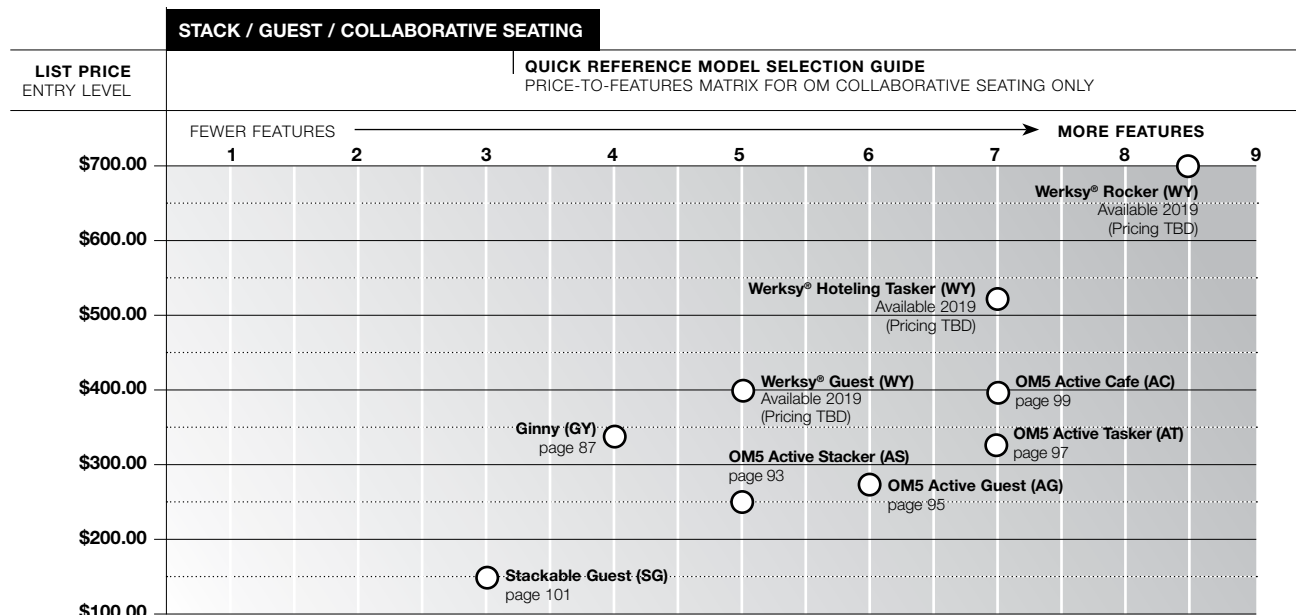
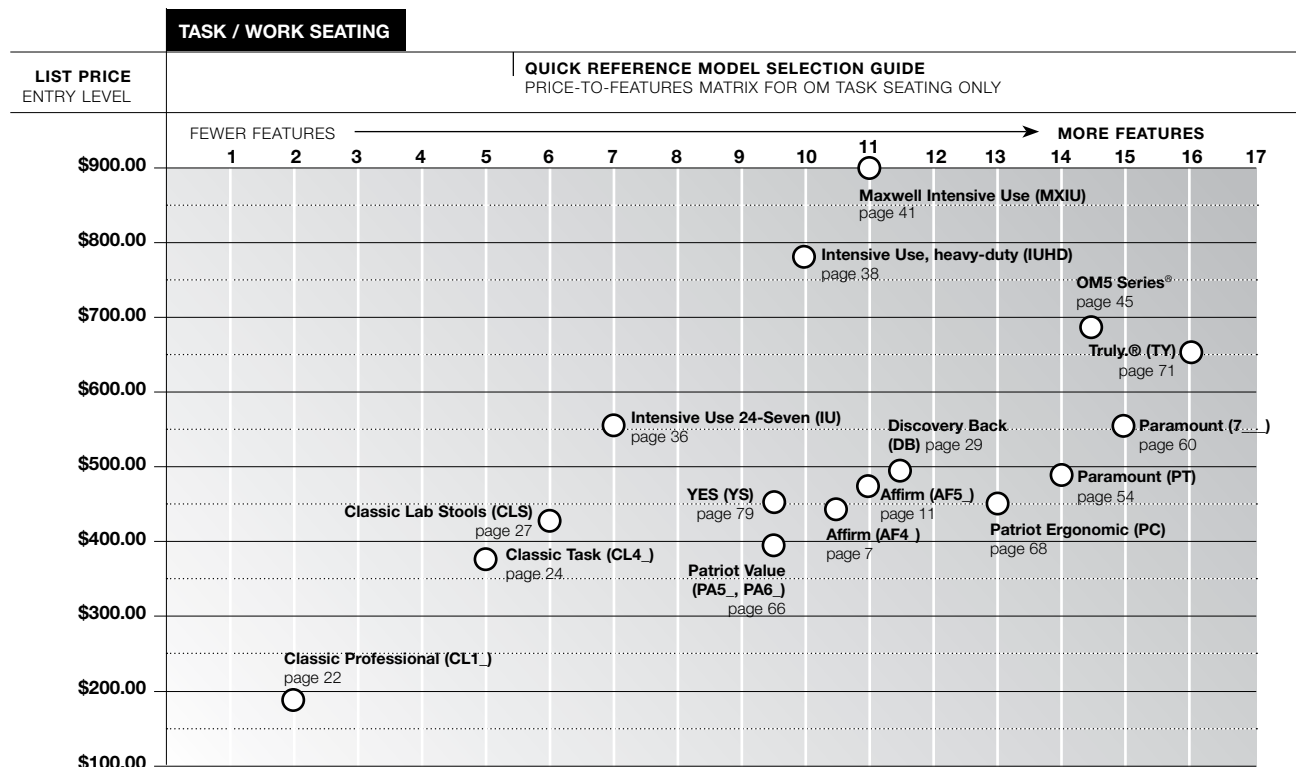
Need help selecting the right OM model for your customer?

Remember though, while we hope this guide is helpful and even a little fun to use, choosing the right chair can not be done on the basis of price or the number of features alone. Proper ergonomics, safety and comfort are all additional important considerations that your customer should weigh equally in making their seating purchase decision.

OM has developed this Price-to-Features Matrix to help you get started in the right direction. Use it to pick an OM model family with the price-to-features profile that most closely matches your customer's needs. Then, to further refine their selection, call on our experienced factory reps and customer service team to arrange samples or find additional information. You can also visit our website for product images, news and updated specifications (omseating.com).

Specialty Seating Starting Points

Task	PA or Patriot or PC or Affirm Series or Truly.®
Temporary Seating	ST or SG Series or OM5 Active
Ultra-Ergonomic	DB Series or OM5 Series or Truly.®
Hospital	CL Stool Series & DB Series or OM5 Series or Ginny Series
Police & Call Centers	IUHD or IUPD Series Or MXIU or MXPD
Conference & Executive	YS or CE Conference or OM5 Series or Affirm Series or Truly.®
Ergonomic Management	PT Series or Paramount Series or OM5 Series or PC or Truly.®



seating technology for comfort

BAM

Body-activated motion

Body-activated Motion (BAM) describes the dynamic ergonomic principals that the OM5 Series® of seating rides on.

Instead of relying on inconvenient manual adjustments that many chair occupants reactively rarely use (or worse: misuse), the OM5 Series® dynamically adapts to the user; reclining or pausing in immediate response to cues from the user's own body.

DB SCAPULAR RELEASE

THE 'HEALTHY BACK' DESIGN According to the ergonomists and chiropractors with whom we have consulted, when people are seated in a chair with a full, 'normal' backrest, the body has a natural tendency to hunch forward. This predilection towards 'scrunching' is — with near uniform agreement — recognized as an unhealthy position for the human body to remain in, especially when seen in prolonged seating situations.

DISCOVERY BACK DESIGN BENEFITS The special pear-back design of our Discovery Back series is designed specifically to address unhealthy seating postures. With a cut-away design to allow for full rearward travel of the scapula, DB chairs can help users who sit for long hours to develop habits for a healthier back. This is called scapular release.

DCS™ TECHNOLOGY

Double Comfort Seating Technology



OM's Double Comfort Seating™ (DCS) Technology is a unique layered system of self-conforming memory foam, combined with firmer OM high-resilience cushioning. Years of research and development have resulted in a seating experience that is at once soft and supportive, and truly beyond compare.

By combining German and Japanese process technologies and formulas for molding cushions, OM is able to create a medical-grade seat cushion that provides even more support than our standard high-resilience seat cushion. This additional support comes with the added benefit of a body-conforming seat which allows users to remain comfortably seated for longer periods of time.

The DCS™ Technology seat cushion has achieved excellent results when put through a series of 'seating durability' tests. The seat cushion will withstand the rigors of every day stress and wear while remaining comfortable and supportive.

TRUFIT™

The TruFit™ Backrest System encompasses three unique features found in OM's Truly.® Series:

BACK HEIGHT ADJUSTMENT High-end, exoskeleton task chair designs nearly always leave out an important ergonomic feature – an adjustable height backrest. OM's Truly. features a generous 4.2" of travel range.

ADJUSTABLE LUMBAR Typical adjustable depth lumbar regions feature highly localized tightening of either an air bladder or a lumbar pad. OM's Truly. features a lumbar region support that comes from the entire polyback progressively flexing; thereby providing a firm, but still comfortable feeling.

LIVELY "WORKING SUPPORT" Truly.'s backrest is a single, continuous polymer membrane that continuously flexes, yet offers great working support for your tasking needs.

conference | boardroom | executive task

affirm series (AF)

fully cushioned backrest

features:

Fully upholstered and cushioned high-back

Begins @ \$216.48 armless / \$268.80 with KR-200 (AF408)

Flexible options ideal for task, executive, and conference environments

Contemporary, rectilinear design

Seat designed with extra waterfall curve and "sit-as-you-like" comfort



affirm series (AF)

fully cushioned backrest

conference | boardroom | executive task
Please see pages 117 - 131 for arm kits, casters and options
(i.e., over 30 arm rest options for a broad range of users/needs).

high-back

Model

AF408



300
POUNDS
CAPACITY

Description

Simple high back

Pneumatic lift
EZ back height adjustment
1-stage locking tilt
Synchronous seat/back tilt
Cushioned backrest
Seat depth adjustment
Dual-tone universal soft casters
Tension knob

Textile Grade-In

Grade 1 / C.O.M. \$216.48
Grade 2 / Grade-in A \$223.68
Grade 3 / Grade-in B \$230.88
Grade 4 / Grade-in C \$238.08
Grade 5 / Grade-in D \$245.28
Grade 6 / Grade-in E \$252.48
LG1 (Evita) / C.O.L. \$324.48
LG2 (Lena) \$336.48
LG3 (Vulcano) \$348.48

GSA Net \$

Specifications

Overall width 27"
Overall height 38" - 46.25"
Back 18.5" w x 21" h
Seat 19" w x 17.5-20.6" d
Seat height 17" - 22"
Travel range (ht.) 3" (back) / 5" (seat)
COM 1 yd.
Carton / FedEx wt 58 lbs / 101 lbs
Arms Group AR, 1 & 4
Warranty 12 year limited

Model

AF418



300
POUNDS
CAPACITY

Description

Management high back

Pneumatic lift
EZ back height adjustment
3-stage locking tilt
Synchronous seat/back tilt
Cushioned backrest
Seat depth adjustment
Dual-tone universal soft casters
Tension knob

Textile Grade-In

Grade 1 / C.O.M. \$240.48
Grade 2 / Grade-in A \$247.68
Grade 3 / Grade-in B \$254.88
Grade 4 / Grade-in C \$262.08
Grade 5 / Grade-in D \$269.28
Grade 6 / Grade-in E \$276.48
LG1 (Evita) / C.O.L. \$348.48
LG2 (Lena) \$360.48
LG3 (Vulcano) \$372.48

GSA Net \$

Specifications

Overall width 27"
Overall height 38" - 46.25"
Back 18.5" w x 21" h
Seat 19" w x 17.5-20.6" d
Seat height 17" - 22"
Travel range (ht.) 3" (back) / 5" (seat)
COM 1 yd.
Carton / FedEx wt 58 lbs / 101 lbs
Arms Group AR, 1 & 4
Warranty 12 year limited

Model

AF428



300
POUNDS
CAPACITY

Description

Executive high back

Pneumatic lift
EZ back height adjustment
5-stage locking tilt
Synchronous seat/back tilt
Cushioned backrest
Seat depth adjustment
Dual-tone universal soft casters
Independent back tilt
Side-mounted tension knob

Textile Grade-In

Grade 1 / C.O.M. \$277.92
Grade 2 / Grade-in A \$285.12
Grade 3 / Grade-in B \$292.32
Grade 4 / Grade-in C \$299.52
Grade 5 / Grade-in D \$306.72
Grade 6 / Grade-in E \$313.92
LG1 (Evita) / C.O.L. \$385.92
LG2 (Lena) \$397.92
LG3 (Vulcano) \$409.92

GSA Net \$

Specifications

Overall width 27"
Overall height 38" - 46.25"
Back 18.5" w x 21" h
Seat 19" w x 17.5-20" d
Seat height 17" - 22"
Travel range (ht.) 3" (back) / 5" (seat)
COM 1 yd.
Carton / FedEx wt 58 lbs / 101 lbs
Arms Group AR, 1 & 4
Warranty 12 year limited

Model

AF468



300
POUNDS
CAPACITY

Description

Self-weighting high back

Pneumatic lift
EZ back height adjustment
3-stage locking tilt
Synchronous seat/back tilt
Cushioned backrest
Seat depth adjustment
Dual-tone universal soft casters
Self-weighting seat/back tilt

Textile Grade-In

Grade 1 / C.O.M. \$240.48
Grade 2 / Grade-in A \$247.68
Grade 3 / Grade-in B \$254.88
Grade 4 / Grade-in C \$262.08
Grade 5 / Grade-in D \$269.28
Grade 6 / Grade-in E \$276.48
LG1 (Evita) / C.O.L. \$348.48
LG2 (Lena) \$360.48
LG3 (Vulcano) \$372.48

GSA Net \$

Specifications

Overall width 27"
Overall height 38" - 46.25"
Back 18.5" w x 21" h
Seat 19" w x 17.5-20.6" d
Seat height 17" - 22"
Travel range (ht.) 3" (back) / 5" (seat)
COM 1 yd.
Carton / FedEx wt 58 lbs / 101 lbs
Arms Group AR, 1 & 4
Warranty 12 year limited

Polished aluminum package default on AF428 only.

conference | boardroom | executive task
Please see pages 117 - 131 for arm kits, casters and options
(i.e., over 30 arm rest options for a broad range of users/needs).

affirm series (AF)

fully cushioned backrest

high-back

Model

AF478



300
POUNDS
CAPACITY

Description

Simple task high back

Pneumatic lift
EZ back height adjustment
Independent seat and back
angle adjustment
Seat depth adjustment
Dual-tone universal soft casters
Cushioned backrest

Textile Grade-In

Grade 1 / C.O.M. \$229.92
Grade 2 / Grade-in A \$237.12
Grade 3 / Grade-in B \$244.32
Grade 4 / Grade-in C \$251.52
Grade 5 / Grade-in D \$258.72
Grade 6 / Grade-in E \$265.92
LG1 (Evita) / C.O.L. \$337.92
LG2 (Lena) \$349.92
LG3 (Vulcano) \$361.92

GSA Net \$

Specifications

Overall width 27"
Overall height 38" - 46.25"
Back 18.5" w x 21" h
Seat 19" w x 17.5-20.6" d
Seat height 17" - 22"
Travel range (ht.) 3" (back) / 5" (seat)
COM 1 yd.
Carton / FedEx wt 58 lbs / 101 lbs
Arms Group AR, 1 & 4
Warranty 12 year limited

Model

AF488



300
POUNDS
CAPACITY

Description

Full multi-function high back

Pneumatic lift
Tilting backrest
EZ back height adjustment
Seat tilting
Seat depth adjustment
Dual-tone universal soft casters
Rocking tilt
Infinite forward tilting
Cushioned backrest
Tension knob

Textile Grade-In

Grade 1 / C.O.M. \$253.44
Grade 2 / Grade-in A \$260.64
Grade 3 / Grade-in B \$267.84
Grade 4 / Grade-in C \$275.04
Grade 5 / Grade-in D \$282.24
Grade 6 / Grade-in E \$289.44
LG1 (Evita) / C.O.L. \$361.44
LG2 (Lena) \$373.44
LG3 (Vulcano) \$385.44

GSA Net \$

Specifications

Overall width 27"
Overall height 38" - 46.25"
Back 18.5" w x 21" h
Seat 19" w x 17.5-20.6" d
Seat height 17" - 22"
Travel range (ht.) 3" (back) / 5" (seat)
COM 1 yd.
Carton / FedEx wt 58 lbs / 101 lbs
Arms Group AR, 1 & 4
Warranty 12 year limited

stools

Model

AF413



Description

Stool function high back

Grande Spider Package
Pneumatic lift
EZ back height adjustment
Infinitely locking back tilt
Cushioned backrest
Seat depth adjustment
Dual-tone universal soft casters

Textile Grade-In

Grade 1 / C.O.M. \$230.88
Grade 2 / Grade-in A \$238.08
Grade 3 / Grade-in B \$245.28
Grade 4 / Grade-in C \$252.48
Grade 5 / Grade-in D \$259.68
Grade 6 / Grade-in E \$266.88
LG1 (Evita) / C.O.L. \$338.88
LG2 (Lena) \$350.88
LG3 (Vulcano) \$362.88

GSA Net \$

Specifications

Overall width 27"
Overall height 47.25" - 58.25"
Back 18.5" w x 21" h
Seat 19" w x 17.5-20.6" d
Seat height 25" - 33"
Travel range (ht.) 3" (back) / 8" (seat)
COM 1 yd.
Carton / FedEx wt 56 lbs / 101 lbs
Arms Group AR, 1 & 4
Warranty 12 year limited

Model

AF415



Description

Stool function high back

Turn-lock footring

Pneumatic lift
EZ back height adjustment
Infinitely locking back tilt
Cushioned backrest
Seat depth adjustment
Carpet casters

Textile Grade-In

Grade 1 / C.O.M. \$273.60
Grade 2 / Grade-in A \$280.80
Grade 3 / Grade-in B \$288.00
Grade 4 / Grade-in C \$295.20
Grade 5 / Grade-in D \$302.40
Grade 6 / Grade-in E \$309.60
LG1 (Evita) / C.O.L. \$381.60
LG2 (Lena) \$393.60
LG3 (Vulcano) \$405.60

GSA Net \$

Specifications

Overall width 27"
Overall height 47.25" - 60.25"
Back 18.5" w x 21" h
Seat 19" w x 17.5-20.6" d
Seat height 25.5" - 35.5"
Travel range (ht.) 3" (back) / 10" (seat)
COM 1 yd.
Carton / FedEx wt 58 lbs / 101 lbs
Arms Group AR, 1 & 4
Warranty 12 year limited

affirm series (AF)

fully cushioned backrest

conference | boardroom | executive task
Please see pages 117 - 131 for arm kits, casters and options
(i.e., over 30 arm rest options for a broad range of users/needs).

side and nesting chairs

Model

AF411S



300
POUNDS
CAPACITY

Description

High back guest

Cushioned backrest
Cantilever sled base
Optional arms available

Textile Grade-In

Grade 1 / C.O.M.	\$142.56
Grade 2 / Grade-in A	\$149.76
Grade 3 / Grade-in B	\$156.96
Grade 4 / Grade-in C	\$164.16
Grade 5 / Grade-in D	\$171.36
Grade 6 / Grade-in E	\$178.56
LG1 (Evita) / C.O.L.	\$250.56
LG2 (Lena)	\$262.56
LG3 (Vulcano)	\$274.56

GSA Net \$

Specifications

Overall width	21.75"
Overall height	38.5" (fixed)
Back	18" w x 20.5" h
Seat	19" w x 16.25" d
Seat height	17.5" (fixed)
COM	1 yd.
Carton weight	56 pounds
FedEx weight	101 pounds
Arms	Group AR, 1 & 4
Warranty	12 year limited

NEW

Model

AF470N



Description

Flip seat / nesting chair
Cushioned backrest
Fixed arm standard
Black Powdercoat frame (standard)
Silver Powdercoat frame (option)

Textile Grade-In

Grade 1 / C.O.M.	\$168.00
Grade 2 / Grade-in A	\$175.20
Grade 3 / Grade-in B	\$182.40
Grade 4 / Grade-in C	\$189.60
Grade 5 / Grade-in D	\$196.80
Grade 6 / Grade-in E	\$204.00
LG1 (Evita) / C.O.L.	\$276.00
LG2 (Lena)	\$288.00
LG3 (Vulcano)	\$300.00

GSA Net \$

Specifications

Overall width	24"
Overall height	38.25" (fixed)
Back	18.5" w x 21" h
Seat	18.5" w x 18.5" d
Seat height	18" (fixed)
COM	1 yd.
Carton weight	38 pounds
FedEx weight	85 pounds
Arms	Included
Warranty	12 year limited

No upcharge on Silver frame option.
Add -SLR after model #

Ships with back detached.

NEW

Model

AF471N



Description

Flip seat / nesting chair
Cushioned backrest
Armless
Black Powdercoat frame (standard)
Silver Powdercoat frame (option)

Textile Grade-In

Grade 1 / C.O.M.	\$166.56
Grade 2 / Grade-in A	\$173.76
Grade 3 / Grade-in B	\$180.96
Grade 4 / Grade-in C	\$188.16
Grade 5 / Grade-in D	\$195.36
Grade 6 / Grade-in E	\$202.56
LG1 (Evita) / C.O.L.	\$274.56
LG2 (Lena)	\$286.56
LG3 (Vulcano)	\$298.56

GSA Net \$

Specifications

Overall width	22.5"
Overall height	38.25" (fixed)
Back	18.5" w x 21" h
Seat	18.5" w x 18.5" d
Seat height	18" (fixed)
COM	1 yd.
Carton weight	38 pounds
FedEx weight	85 pounds
Arms	none
Warranty	12 year limited

No upcharge on Silver frame option.
Add -SLR after model #

Ships with back detached.

features:

Begins @ \$225.12 armless / \$277.44 with KR-200 (AF504)

Flexible options ideal for task, executive, and conference environments

Contemporary, "frameless", rectilinear design

Multiple mesh colors (two) and knitted backrest overlay (nine) options

Seat designed with extra waterfall curve and "sit-as-you-like" comfort





psst. . . All AF5x4 models now come standard with the SEATAF-S (19"w).

affirm series (AF)

mesh backrest

conference | boardroom | executive task
Please see pages 117 - 131 for arm kits, casters and options
(i.e., over 30 arm rest options for a broad range of users/needs).

average / mid back

Model

AF504



300
POUNDS
CAPACITY

Description

Simple mid-back

Pneumatic lift
EZ back height adjustment
1-stage locking tilt
Synchronous seat/back tilt
"Frameless" mesh back design
Seat depth adjustment
Dual-tone universal soft casters
Nightfall black mesh is default
Tension knob

Textile Grade-In

Grade 1 / C.O.M. \$225.12
Grade 2 / Grade-in A \$229.92
Grade 3 / Grade-in B \$234.72
Grade 4 / Grade-in C \$239.52
Grade 5 / Grade-in D \$244.32
Grade 6 / Grade-in E \$249.12
LG1 (Evita) / C.O.L. \$285.12
LG2 (Lena) \$292.32
LG3 (Vulcano) \$292.32

GSA Net \$

Specifications

Overall width 27"
Overall height 38.25" - 45.75"
Back 19.75" w x 20.5" h
Seat 19" w x 17.5-20.6" d
Seat height 17" - 22"
Travel range (ht.) 3" (back) / 5" (seat)
COM 1 yd.
Carton / FedEx wt 57 lbs / 101 lbs
Arms Group AR, 1 & 4
Warranty 12 year limited

Model

AF514



300
POUNDS
CAPACITY

Description

Management mid-back

Pneumatic lift
EZ back height adjustment
3-stage locking tilt
Synchronous seat/back tilt
"Frameless" mesh back design
Seat depth adjustment
Dual-tone universal soft casters
Nightfall black mesh is default
Tension knob

Textile Grade-In

Grade 1 / C.O.M. \$249.12
Grade 2 / Grade-in A \$253.92
Grade 3 / Grade-in B \$258.72
Grade 4 / Grade-in C \$263.52
Grade 5 / Grade-in D \$268.32
Grade 6 / Grade-in E \$273.12
LG1 (Evita) / C.O.L. \$309.12
LG2 (Lena) \$316.32
LG3 (Vulcano) \$316.32

GSA Net \$

Specifications

Overall width 27"
Overall height 38.25" - 45.75"
Back 19.75" w x 20.5" h
Seat 19" w x 17.5-20.6" d
Seat height 17" - 22"
Travel range (ht.) 3" (back) / 5" (seat)
COM 1 yd.
Carton / FedEx wt 57 lbs / 101 lbs
Arms Group AR, 1 & 4
Warranty 12 year limited

Model

AF524



300
POUNDS
CAPACITY

Description

Executive mid-back

Pneumatic lift
EZ back height adjustment
5-stage locking tilt
Synchronous seat/back tilt
"Frameless" mesh back design
Seat depth adjustment
Dual-tone universal soft casters
Independent back tilt
Side-mounted tension knob
Nightfall black mesh is default

Textile Grade-In

Grade 1 / C.O.M. \$286.56
Grade 2 / Grade-in A \$291.36
Grade 3 / Grade-in B \$296.16
Grade 4 / Grade-in C \$300.96
Grade 5 / Grade-in D \$305.76
Grade 6 / Grade-in E \$310.56
LG1 (Evita) / C.O.L. \$346.56
LG2 (Lena) \$353.76
LG3 (Vulcano) \$353.76

GSA Net \$

Specifications

Overall width 27"
Overall height 38.25" - 45.75"
Back 19.75" w x 20.5" h
Seat 19" w x 17.5-20" d
Seat height 17" - 22"
Travel range (ht.) 3" (back) / 5" (seat)
COM 1 yd.
Carton / FedEx wt 57 lbs / 101 lbs
Arms Group AR, 1 & 4
Warranty 12 year limited

Model

AF564



300
POUNDS
CAPACITY

Description

Self-weighting mid-back

Pneumatic lift
EZ back height adjustment
3-stage locking tilt
Synchronous seat/back tilt
"Frameless" mesh back design
Seat depth adjustment
Dual-tone universal soft casters
Self-weighting seat/back tilt
Nightfall black mesh is default

Textile Grade-In

Grade 1 / C.O.M. \$249.12
Grade 2 / Grade-in A \$253.92
Grade 3 / Grade-in B \$258.72
Grade 4 / Grade-in C \$263.52
Grade 5 / Grade-in D \$268.32
Grade 6 / Grade-in E \$273.12
LG1 (Evita) / C.O.L. \$309.12
LG2 (Lena) \$316.32
LG3 (Vulcano) \$316.32

GSA Net \$

Specifications

Overall width 27"
Overall height 38.25" - 45.75"
Back 19.75" w x 20.5" h
Seat 19" w x 17.5-20.6" d
Seat height 17" - 22"
Travel range (ht.) 3" (back) / 5" (seat)
COM 1 yd.
Carton / FedEx wt 57 lbs / 101 lbs
Arms Group AR, 1 & 4
Warranty 12 year limited

Polished aluminum package default on AF528 & AF529 only. Neighborhood back upholstery optional.



conference | boardroom | executive task

Please see pages 117 - 131 for arm kits, casters and options (i.e., over 30 arm rest options for a broad range of users/needs).

affirm series (AF)

mesh backrest

average / mid back

Model

AF574



300
POUNDS
CAPACITY

Description

Simple task mid-back

Pneumatic lift
EZ back height adjustment
Independent seat and back angle adjustment
Seat depth adjustment
Dual-tone universal soft casters
Nightfall black mesh is default

Textile Grade-In

Grade 1 / C.O.M. \$258.72
Grade 2 / Grade-in A \$263.52
Grade 3 / Grade-in B \$268.32
Grade 4 / Grade-in C \$273.12
Grade 5 / Grade-in D \$277.92
Grade 6 / Grade-in E \$282.72
LG1 (Evita) / C.O.L. \$318.72
LG2 (Lena) \$325.92
LG3 (Vulcano) \$325.92

GSA Net \$

Specifications

Overall width 27"
Overall height 38.25" - 45.75"
Back 19.75" w x 20.5" h
Seat 19" w x 17.5-20.6" d
Seat height 17" - 22"
Travel range (ht.) 3" (back) / 5" (seat)
COM 1 yd.
Carton / FedEx wt 57 lbs / 101 lbs
Arms Group AR, 1 & 4
Warranty 12 year limited

Model

AF584



300
POUNDS
CAPACITY

Description

Full multi-function mid-back

Pneumatic lift
Tilting backrest
EZ back height adjustment
Seat tilting
Seat depth adjustment
Dual-tone universal soft casters
Rocking tilt
Infinite forward tilting
Nightfall black mesh is default
Tension knob

Textile Grade-In

Grade 1 / C.O.M. \$277.44
Grade 2 / Grade-in A \$282.24
Grade 3 / Grade-in B \$287.04
Grade 4 / Grade-in C \$291.84
Grade 5 / Grade-in D \$296.64
Grade 6 / Grade-in E \$301.44
LG1 (Evita) / C.O.L. \$337.44
LG2 (Lena) \$344.64
LG3 (Vulcano) \$344.64

GSA Net \$

Specifications

Overall width 27"
Overall height 38.25" - 45.75"
Back 19.75" w x 20.5" h
Seat 19" w x 17.5-20.6" d
Seat height 17" - 22"
Travel range (ht.) 3" (back) / 5" (seat)
COM 1 yd.
Carton / FedEx wt 57 lbs / 101 lbs
Arms Group AR, 1 & 4
Warranty 12 year limited

Neighborhood back upholstery optional.

affirm series (AF)

mesh backrest

conference | boardroom | executive task

Please see pages 117 - 131 for arm kits, casters and options (i.e., over 30 arm rest options for a broad range of users/needs).

high back

Model

AF508



300
POUNDS
CAPACITY

Description

Simple high back

Pneumatic lift
EZ back height adjustment
1-stage locking tilt
Synchronous seat/back tilt
"Frameless" mesh back design
Seat depth adjustment
Dual-tone universal soft casters
Nightfall black mesh is default
Tension knob

Textile Grade-In

Grade 1 / C.O.M. \$240.00
Grade 2 / Grade-in A \$244.80
Grade 3 / Grade-in B \$249.60
Grade 4 / Grade-in C \$254.40
Grade 5 / Grade-in D \$259.20
Grade 6 / Grade-in E \$264.00
LG1 (Evita) / C.O.L. \$300.00
LG2 (Lena) \$307.20
LG3 (Vulcano) \$307.20

GSA Net \$

Specifications

Overall width 27"
Overall height 41.5" - 49"
Back 21" w x 24" h
Seat 20.5" w x 17.5-20.6" d
Seat height 17" - 22"
Travel range (ht.) 3" (back) / 5" (seat)
COM 1 yd.
Carton / FedEx wt 58 lbs / 101 lbs
Arms Group AR, 1 & 4
Warranty 12 year limited

Model

AF518



300
POUNDS
CAPACITY

Description

Management high back

Pneumatic lift
EZ back height adjustment
3-stage locking tilt
Synchronous seat/back tilt
"Frameless" mesh back design
Seat depth adjustment
Dual-tone universal soft casters
Nightfall black mesh is default
Tension knob

Textile Grade-In

Grade 1 / C.O.M. \$264.00
Grade 2 / Grade-in A \$268.80
Grade 3 / Grade-in B \$273.60
Grade 4 / Grade-in C \$278.40
Grade 5 / Grade-in D \$283.20
Grade 6 / Grade-in E \$288.00
LG1 (Evita) / C.O.L. \$324.00
LG2 (Lena) \$331.20
LG3 (Vulcano) \$331.20

GSA Net \$

Specifications

Overall width 27"
Overall height 41.5" - 49"
Back 21" w x 24" h
Seat 20.5" w x 17.5-20.6" d
Seat height 17" - 22"
Travel range (ht.) 3" (back) / 5" (seat)
COM 1 yd.
Carton / FedEx wt 58 lbs / 101 lbs
Arms Group AR, 1 & 4
Warranty 12 year limited

Model

AF528



300
POUNDS
CAPACITY

Description

Executive high back

Pneumatic lift
EZ back height adjustment
5-stage locking tilt
Synchronous seat/back tilt
"Frameless" mesh back design
Seat depth adjustment
Dual-tone universal soft casters
Independent back tilt
Side-mounted tension knob
Nightfall black mesh is default

Textile Grade-In

Grade 1 / C.O.M. \$301.44
Grade 2 / Grade-in A \$306.24
Grade 3 / Grade-in B \$311.04
Grade 4 / Grade-in C \$315.84
Grade 5 / Grade-in D \$320.64
Grade 6 / Grade-in E \$325.44
LG1 (Evita) / C.O.L. \$361.44
LG2 (Lena) \$368.64
LG3 (Vulcano) \$368.64

GSA Net \$

Specifications

Overall width 27"
Overall height 41.5" - 49"
Back 21" w x 24" h
Seat 20.5" w x 17.5-20" d
Seat height 17" - 22"
Travel range (ht.) 3" (back) / 5" (seat)
COM 1 yd.
Carton / FedEx wt 58 lbs / 101 lbs
Arms Group AR, 1 & 4
Warranty 12 year limited

Model

AF568



300
POUNDS
CAPACITY

Description

Self-weighting high back

Pneumatic lift
EZ back height adjustment
3-stage locking tilt
Synchronous seat/back tilt
"Frameless" mesh back design
Seat depth adjustment
Dual-tone universal soft casters
Self-weighting seat/back tilt
Nightfall black mesh is default

Textile Grade-In

Grade 1 / C.O.M. \$264.00
Grade 2 / Grade-in A \$268.80
Grade 3 / Grade-in B \$273.60
Grade 4 / Grade-in C \$278.40
Grade 5 / Grade-in D \$283.20
Grade 6 / Grade-in E \$288.00
LG1 (Evita) / C.O.L. \$324.00
LG2 (Lena) \$331.20
LG3 (Vulcano) \$331.20

GSA Net \$

Specifications

Overall width 27"
Overall height 41.5" - 49"
Back 21" w x 24" h
Seat 20.5" w x 17.5-20.6" d
Seat height 17" - 22"
Travel range (ht.) 3" (back) / 5" (seat)
COM 1 yd.
Carton / FedEx wt 58 lbs / 101 lbs
Arms Group AR, 1 & 4
Warranty 12 year limited

Polished aluminum package default on AF528 & AF529 only. Neighborhood back upholstery optional.

Above weights do not include optional arm kits. ; FedEx weight is calculated using FedEx dimensional standards to determine billable weight. ; Pricing and specifications subject to change without notification.

conference | boardroom | executive task

Please see pages 117 - 131 for arm kits, casters and options
(i.e., over 30 arm rest options for a broad range of users/needs).

affirm series (AF)

mesh backrest

high back

Model

AF578



Description

Simple task highback

Pneumatic lift
EZ back height adjustment
Independent seat and back
angle adjustment
Seat depth adjustment
Dual-tone universal soft casters
Nightfall black mesh is default

Textile Grade-In

Grade 1 / C.O.M. \$273.60
Grade 2 / Grade-in A \$278.40
Grade 3 / Grade-in B \$283.20
Grade 4 / Grade-in C \$288.00
Grade 5 / Grade-in D \$292.80
Grade 6 / Grade-in E \$297.60
LG1 (Evita) / C.O.L. \$333.60
LG2 (Lena) \$340.80
LG3 (Vulcano) \$340.80

GSA Net \$

Specifications

Overall width 27"
Overall height 41.5" - 49"
Back 21" w x 24" h
Seat 20.5" w x 17.5-20.6" d
Seat height 17" - 22"
Travel range (ht.) 3" (back) / 5" (seat)
COM 1 yd.
Carton / FedEx wt 58 lbs / 101 lbs
Arms Group AR, 1 & 4
Warranty 12 year limited

Model

AF588



Description

Full multi-function high back

Pneumatic lift
Tilting backrest
EZ back height adjustment
Seat tilting
Seat depth adjustment
Dual-tone universal soft casters
Rocking tilt
Infinite forward tilting
Nightfall black mesh is default
Tension knob

Textile Grade-In

Grade 1 / C.O.M. \$292.32
Grade 2 / Grade-in A \$297.12
Grade 3 / Grade-in B \$301.92
Grade 4 / Grade-in C \$306.72
Grade 5 / Grade-in D \$311.52
Grade 6 / Grade-in E \$316.32
LG1 (Evita) / C.O.L. \$352.32
LG2 (Lena) \$359.52
LG3 (Vulcano) \$359.52

GSA Net \$

Specifications

Overall width 27"
Overall height 41.5" - 49"
Back 21" w x 24" h
Seat 20.5" w x 17.5-20.6" d
Seat height 17" - 22"
Travel range (ht.) 3" (back) / 5" (seat)
COM 1 yd.
Carton / FedEx wt 58 lbs / 101 lbs
Arms Group AR, 1 & 4
Warranty 12 year limited

Neighborhood back upholstery optional.

affirm series (AF)

mesh backrest

conference | boardroom | executive task
Please see pages 117 - 131 for arm kits, casters and options
(i.e., over 30 arm rest options for a broad range of users/needs).

high back with headrest

Model

AF509



300
POUNDS
CAPACITY

Description

Simple high back & mesh headrest*
Pneumatic lift
EZ back height adjustment
1-stage locking tilt
Synchronous seat/back tilt
"Frameless" mesh back design
Seat depth adjustment
Dual-tone universal soft casters
Nightfall black mesh is default
Tension knob

Textile Grade-In

Grade 1 / C.O.M. \$276.00
Grade 2 / Grade-in A \$280.80
Grade 3 / Grade-in B \$285.60
Grade 4 / Grade-in C \$290.40
Grade 5 / Grade-in D \$295.20
Grade 6 / Grade-in E \$300.00
LG1 (Evita) / C.O.L. \$336.00
LG2 (Lena) \$343.20
LG3 (Vulcano) \$343.20

GSA Net \$

Specifications

Overall width 27"
Overall height 47" - 58"
Back 21" w x 24" h
Seat 20.5" w x 17.5-20.6" d
Seat height 17" - 22"
Travel range (ht.) 3" (back) / 5" (seat)
COM 1 yd.
Carton / FedEx wt 59 lbs / 101 lbs
Arms Group AR, 1 & 4
Warranty 12 year limited

Model

AF519



300
POUNDS
CAPACITY

Description

Management high back & mesh headrest*
Pneumatic lift
EZ back height adjustment
3-stage locking tilt
Synchronous seat/back tilt
"Frameless" mesh back design
Seat depth adjustment
Dual-tone universal soft casters
Nightfall black mesh is default
Tension knob

Textile Grade-In

Grade 1 / C.O.M. \$300.00
Grade 2 / Grade-in A \$304.80
Grade 3 / Grade-in B \$309.60
Grade 4 / Grade-in C \$314.40
Grade 5 / Grade-in D \$319.20
Grade 6 / Grade-in E \$324.00
LG1 (Evita) / C.O.L. \$360.00
LG2 (Lena) \$367.20
LG3 (Vulcano) \$367.20

GSA Net \$

Specifications

Overall width 27"
Overall height 47" - 58"
Back 21" w x 24" h
Seat 20.5" w x 17.5-20.6" d
Seat height 17" - 22"
Travel range (ht.) 3" (back) / 5" (seat)
COM 1 yd.
Carton / FedEx wt 59 lbs / 101 lbs
Arms Group AR, 1 & 4
Warranty 12 year limited

Model

AF529



300
POUNDS
CAPACITY

Description

Executive high back & mesh headrest*
Pneumatic lift
EZ back height adjustment
5-stage locking tilt
Synchronous seat/back tilt
"Frameless" mesh back design
Seat depth adjustment
Dual-tone universal soft casters
Independent back tilt
Side-mounted tension knob
Nightfall black mesh is default

Textile Grade-In

Grade 1 / C.O.M. \$337.44
Grade 2 / Grade-in A \$342.24
Grade 3 / Grade-in B \$347.04
Grade 4 / Grade-in C \$351.84
Grade 5 / Grade-in D \$356.64
Grade 6 / Grade-in E \$361.44
LG1 (Evita) / C.O.L. \$397.44
LG2 (Lena) \$404.64
LG3 (Vulcano) \$404.64

GSA Net \$

Specifications

Overall width 27"
Overall height 47" - 58"
Back 21" w x 24" h
Seat 20.5" w x 17.5-20" d
Seat height 17" - 22"
Travel range (ht.) 3" (back) / 5" (seat)
COM 1 yd.
Carton / FedEx wt 59 lbs / 101 lbs
Arms Group AR, 1 & 4
Warranty 12 year limited

Model

AF569



300
POUNDS
CAPACITY

Description

Executive high back & mesh headrest*
Pneumatic lift
EZ back height adjustment
3-stage locking tilt
Synchronous seat/back tilt
"Frameless" mesh back design
Seat depth adjustment
Dual-tone universal soft casters
Self-weighing seat/back tilt
Nightfall black mesh is default

Textile Grade-In

Grade 1 / C.O.M. \$300.00
Grade 2 / Grade-in A \$304.80
Grade 3 / Grade-in B \$309.60
Grade 4 / Grade-in C \$314.40
Grade 5 / Grade-in D \$319.20
Grade 6 / Grade-in E \$324.00
LG1 (Evita) / C.O.L. \$360.00
LG2 (Lena) \$367.20
LG3 (Vulcano) \$367.20

GSA Net \$

Specifications

Overall width 27"
Overall height 47" - 58"
Back 21" w x 24" h
Seat 20.5" w x 17.5-20.6" d
Seat height 17" - 22"
Travel range (ht.) 3" (back) / 5" (seat)
COM 1 yd.
Carton / FedEx wt 59 lbs / 101 lbs
Arms Group AR, 1 & 4
Warranty 12 year limited

* Default headrest for Affirm models is all mesh. For more headrest options, refer to Affirm's Common Options page 20.

Polished aluminum package default on AF528 & AF529 only. Neighborhood back upholstery optional.

Above weights do not include optional arm kits. ; FedEx weight is calculated using FedEx dimensional standards to determine billable weight. ;
Pricing and specifications subject to change without notification.

conference | boardroom | executive task

Please see pages 117 - 131 for arm kits, casters and options
(i.e., over 30 arm rest options for a broad range of users/needs).

affirm series (AF)

mesh backrest

high back with headrest

Model

AF579



300
POUNDS
CAPACITY

Description

Simple task high back & mesh headrest*

Pneumatic lift
EZ back height adjustment
Independent seat and back angle adjustment
Seat depth adjustment
Dual-tone universal soft casters
Nightfall black mesh is default

Textile Grade-In

Grade 1 / C.O.M. \$309.60
Grade 2 / Grade-in A \$314.40
Grade 3 / Grade-in B \$319.20
Grade 4 / Grade-in C \$324.00
Grade 5 / Grade-in D \$328.80
Grade 6 / Grade-in E \$333.60
LG1 (Evita) / C.O.L. \$369.60
LG2 (Lena) \$376.80
LG3 (Vulcano) \$376.80

GSA Net \$

Specifications

Overall width 27"
Overall height 47" - 58"
Back 21" w x 24" h
Seat 20.5" w x 17.5-20.6" d
Seat height 17" - 22"
Travel range (ht.) 3" (back) / 5" (seat)
COM 1 yd.
Carton / FedEx wt 59 lbs / 101 lbs
Arms Group AR, 1 & 4
Warranty 12 year limited

Model

AF589



300
POUNDS
CAPACITY

Description

Full multi-function high back & mesh headrest*

Pneumatic lift
Tilting backrest
EZ back height adjustment
Seat tilting
Seat depth adjustment
Dual-tone universal soft casters
Rocking tilt
Infinite forward tilting
Nightfall black mesh is default

Textile Grade-In

Grade 1 / C.O.M. \$328.32
Grade 2 / Grade-in A \$333.12
Grade 3 / Grade-in B \$337.92
Grade 4 / Grade-in C \$342.72
Grade 5 / Grade-in D \$347.52
Grade 6 / Grade-in E \$352.32
LG1 (Evita) / C.O.L. \$388.32
LG2 (Lena) \$395.52
LG3 (Vulcano) \$395.52

GSA Net \$

Specifications

Overall width 27"
Overall height 47" - 58"
Back 21" w x 24" h
Seat 20.5" w x 17.5-20.6" d
Seat height 17" - 22"
Travel range (ht.) 3" (back) / 5" (seat)
COM 1 yd.
Carton / FedEx wt 59 lbs / 101 lbs
Arms Group AR, 1 & 4
Warranty 12 year limited

large / xtra tall

Option

AFYM



FedEx
Ground
oversize

300
POUNDS
CAPACITY

Description

Full multi-function high back & deep seat

Pneumatic lift
EZ back height adjustment
Tilting backrest
Rocking tilt
Forward tilting
Tension knob
Seat depth adjustment
Infinite forward tilting
Nightfall black mesh is default
Dual-tone universal soft casters

Textile Grade-In

Grade 1 / C.O.M. \$451.68
Grade 2 / Grade-in A \$458.88
Grade 3 / Grade-in B \$466.08
Grade 4 / Grade-in C \$473.28
Grade 5 / Grade-in D \$480.48
Grade 6 / Grade-in E \$487.68
LG1 (Evita) / C.O.L. \$523.68
LG2 (Lena) \$530.88
LG3 (Vulcano) \$530.88

GSA Net \$

Specifications

Overall width 28"
Overall height 44" - 53"
Back 21" w x 24" h
Seat 23.5" w x 20-23.1" d
Seat height 19" - 25"
Travel range (ht.) 3" (back) / 6" (seat)
COM 1 yd.
Carton / FedEx wt 61 lbs / 195 lbs
Arms Group 1 & 4
Warranty 12 year limited

option

Model -LX



Description

Luxury stitched mesh back overlay option (-LX)
Executive option for Affirm high back & headrest models only
Available in leather or OM in-stock (G3 leather-like material)

Textile Grade-In

Grade 3 / Cinema / Illusion + \$31.20
LG1 (Evita) / C.O.L. + \$72.00
LG2 (Lena) + \$79.20
LG3 (Vulcano) + \$86.40

GSA Net \$

* Default mesh headrest. For more headrest options, refer to Affirm's Common Options page 20.

Polished aluminum package default on AF528 & AF529 only. Neighborhood back upholstery optional.



psst... All AF513 and AF515 models now come standard with the SEATAF-S (19" w).

affirm series (AF)

mesh backrest

conference | boardroom | executive task
Please see pages 117 - 131 for arm kits, casters and options
(i.e., over 30 arm rest options for a broad range of users/needs).

stools

Model	Description	Stool	Textile Grade-In	GSA Net \$	Specifications
AF513	Simple mid-back stool		Grade 1 / C.O.M.	\$263.52	Overall width 27"
	Grande Spider Package		Grade 2 / Grade-in A	\$268.32	Overall height 46" - 57"
	Pneumatic lift		Grade 3 / Grade-in B	\$273.12	Back 19.75" w x 20.5" h
	EZ back height adjustment		Grade 4 / Grade-in C	\$277.92	Seat 19" w x 17.5-20.6" d
	Infinitely locking back tilt		Grade 5 / Grade-in D	\$282.72	Seat height 25" - 33"
	"Frameless" mesh back design		Grade 6 / Grade-in E	\$287.52	Travel range (ht.) 3" (back) / 8" (seat)
	Seat depth adjustment		LG1 (Evita) / C.O.L.	\$323.52	COM 1 yd.
	Dual-tone universal soft casters		LG2 (Lena)	\$330.72	Carton / FedEx wt 56 lbs / 101 lbs
	Nightfall black mesh is default		LG3 (Vulcano)	\$330.72	Arms Group AR, 1 & 4
					Warranty 12 year limited

Model	Description	Stool	Textile Grade-In	GSA Net \$	Specifications
AF515	Simple mid-back stool		Grade 1 / C.O.M.	\$306.24	Overall width 27"
	Turn-lock footring		Grade 2 / Grade-in A	\$311.04	Overall height 46" - 59"
	Pneumatic lift		Grade 3 / Grade-in B	\$315.84	Back 19.75" w x 20.5" h
	EZ back height adjustment		Grade 4 / Grade-in C	\$320.64	Seat 19" w x 17.5-20.6" d
	Infinitely locking back tilt		Grade 5 / Grade-in D	\$325.44	Seat height 25.5" - 35.5"
	"Frameless" mesh back design		Grade 6 / Grade-in E	\$330.24	Travel range (ht.) 3" (back) / 10" (seat)
	Seat depth adjustment		LG1 (Evita) / C.O.L.	\$366.24	COM 1 yd.
	Carpet casters		LG2 (Lena)	\$373.44	Carton / FedEx wt 58 lbs / 101 lbs
	Nightfall black mesh is default		LG3 (Vulcano)	\$373.44	Arms Group AR, 1 & 4
					Warranty 12 year limited

side / nesting chairs

Model	Description	Guest	Textile Grade-In	GSA Net \$	Specifications
AF511S	Mid-back guest		Grade 1 / C.O.M.	\$150.24	Overall width 24"
	"Frameless" mesh back design		Grade 2 / Grade-in A	\$155.04	Overall height 40" (fixed)
	Cantilever sled base		Grade 3 / Grade-in B	\$159.84	Back 19.75" w x 20.5" h
	Nightfall black mesh is default		Grade 4 / Grade-in C	\$164.64	Seat 19" w x 17.5" d
	Optional arms available		Grade 5 / Grade-in D	\$169.44	Seat height 18" (fixed)
			Grade 6 / Grade-in E	\$174.24	COM 1 yd.
			LG1 (Evita) / C.O.L.	\$210.24	Carton weight 56 pounds
			LG2 (Lena)	\$217.44	FedEx weight 101 pounds
			LG3 (Vulcano)	\$217.44	Arms Group AR, 1 & 4
					Warranty 12 year limited

Model	Description	Guest	Textile Grade-In	GSA Net \$	Specifications
AF516S	High back guest		Grade 1 / C.O.M.	\$166.08	Overall width 25"
	"Frameless" mesh back design		Grade 2 / Grade-in A	\$170.88	Overall height 42.5" (fixed)
	Cantilever sled base		Grade 3 / Grade-in B	\$175.68	Back 21" w x 24" h
	Nightfall black mesh is default		Grade 4 / Grade-in C	\$180.48	Seat 20.5" w x 18.5" d
	Optional arms available		Grade 5 / Grade-in D	\$185.28	Seat height 18" (fixed)
			Grade 6 / Grade-in E	\$190.08	COM 1 yd.
			LG1 (Evita) / C.O.L.	\$226.08	Carton weight 57 pounds
			LG2 (Lena)	\$233.28	FedEx weight 101 pounds
			LG3 (Vulcano)	\$233.28	Arms Group AR, 1 & 4
					Warranty 12 year limited

Polished aluminum package default on AF528 & AF529 only. Neighborhood back upholstery optional.

conference | boardroom | executive task
Please see pages 117 - 131 for arm kits, casters and options
(i.e., over 30 arm rest options for a broad range of users/needs).

affirm series (AF)

mesh backrest

side / nesting chairs

NEW

Model

AF570N



Description

Mid-back guest

Cushioned backrest

Fixed arm standard

Black Powdercoat frame (standard)

Silver Powdercoat frame (option)



No upcharge on Silver
frame option.
Add -SLR after model #

Textile Grade-In

Grade 1 / C.O.M.

Grade 2 / Grade-in A

Grade 3 / Grade-in B

Grade 4 / Grade-in C

Grade 5 / Grade-in D

Grade 6 / Grade-in E

LG1 (Evita) / C.O.L.

LG2 (Lena)

LG3 (Vulcano)

Ships with back detached.

GSA Net \$

\$175.20

\$180.00

\$184.80

\$189.60

\$194.40

\$199.20

\$235.20

\$242.40

\$242.40

Specifications

Overall width 24"

Overall height 37.75" (fixed)

Back 18" w x 20.5" h

Seat 18.5" w x 18.5" d

Seat height 18" (fixed)

COM 1 yd.

Carton weight 38 pounds

FedEx weight 85 pounds

Arms Included

Warranty 12 year limited

NEW

Model

AF571N



Description

Mid-back guest

Cushioned backrest

Black Powdercoat frame (standard)

Silver Powdercoat frame (option)



No upcharge on Silver
frame option.
Add -SLR after model #

Textile Grade-In

Grade 1 / C.O.M.

Grade 2 / Grade-in A

Grade 3 / Grade-in B

Grade 4 / Grade-in C

Grade 5 / Grade-in D

Grade 6 / Grade-in E

LG1 (Evita) / C.O.L.

LG2 (Lena)

LG3 (Vulcano)

Ships with back detached.

GSA Net \$

\$173.76

\$178.56

\$183.36

\$188.16

\$192.96

\$197.76

\$233.76

\$240.96

\$240.96

Specifications

Overall width 22.5"

Overall height 37.75" (fixed)

Back 18" w x 20.5" h

Seat 18.5" w x 18.5" d

Seat height 18" (fixed)

COM 1 yd.

Carton weight 38 pounds

FedEx weight 85 pounds

Arms none

Warranty 12 year limited

affirm series (AF)

mesh backrest

conference | boardroom | executive task
Please see pages 135 - 149 for arm kits, casters and options
(i.e., over 30 arm rest options for a broad range of users/needs).

common options

Common Options for AF Series*

Arms kits



AR-11 (Fixed Arm) - GSA Net \$: 23.52
Fixed height and width cantilever arm for Affirm Collection and Truly® chairs (only).
12-year limited warranty.



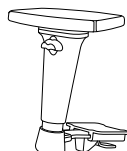
AR-81 (1D Motion) - GSA Net \$: 85.44
Width adjustable, fixed height polished aluminum loop top arm
For specs and warranty, see page 119.



JR-39 (2D Motion) - list: 122.00
Height and width adjustable forward slanting T-arms with soft touch width adjustment trigger.
For specs. and warranty, see page 121.



AR-485 (3D Motion) - GSA Net \$: 137.28
Height and width adjustable polished aluminum loop top arms with pivoting motion.
For specs and warranty, see page 122.



JR-69 (4D Motion) - GSA Net \$: 89.28
Height and width adjustable, forward slanting T-arms with soft touch width adjustment trigger, lockable arm top, fore-aft, side-side, outward pivoting arm top (RP-65)
For specs and warranty, see page 122.



KR-465 (4D Motion) - GSA Net \$: 88.80
Height and width adjustable removable T-arms with lockable arm top, fore-aft, side-side, pivoting arm top (RP-65)
For specs and warranty, see page 123.

Options



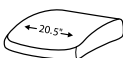
Mesh Color Option - no charge
Choose between Nightfall Black (default) or Starlight Silver



"Neighborhood Collection" Backrest Upholstery - GSA Net \$: 32.64
A breathable, knit overlay with 9 lively color choices. Please refer to the OM5 + Affirm Backrest Upholstery card.
Note: Neighborhood Collection fabric is not suitable for seat fabrics

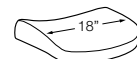


SEATAF-S* (small Affirm seat) - GSA Net \$: no upcharge
19"w, standard on AF511S, AF513, AF515, AF4xy, and AF5x4 models.



SEATAF-L* (large Affirm seat) - GSA Net \$: no upcharge
20.5"w, standard on "AF516S, AF5x8, and AF5x9 models.

*excludes nesting models

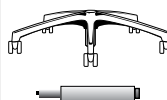


SEATTY-P* (petite Truly. seat)
GSA Net \$: 14.40 up charge
18"w x 16.5-19.6"d. Please note seat shape will be different from Affirm style seat.

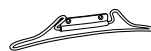
*excludes nesting models



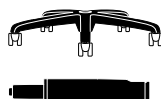
Deluxe 3D Headrest -
GSA Net \$: 57.12
3-way adjustable headrest with 2 pivot points and an upholstered head/neck-rest pad that slides to accommodate different height users. Available on AF5x9 models only.
Note: Coat Rack and Headrest combination available with this headrest only.



Polished Aluminum Base & 5" Chrome Cylinder Package
GSA Net \$: 42.24
(Default on AF528 and AF529)



Coat Rack - GSA Net \$: 50.40
Black powdercoated, wire rod coat hanger with collar support. Available on high back mesh AF5x8 / AF5x9 models only.
Note: Coat Rack and Headrest combination available with Deluxe 3D Headrest only.



XSPKG-B Petite Black Base Package & 4" HD Cylinder - GSA Net \$: 26.67
Note: This package changes to 4" cylinder, PT78 base, and Truly. -BUS casters to achieve new lower seat height (15.5" - 19.5"). Cylinder base package will differ from look of standard AF standard base and casters.



XSPKG-S Petite Silver Base Package & 4" Cylinder - GSA Net \$: 41.07
Note: This package changes to 4" cylinder, MX84 base, and Truly. -BUS casters to achieve new lower seat height (15.5" - 19.5"). Cylinder base package will differ from look of standard AF standard base and casters.

* See pages 117-131 for a complete GSA Net Sing of all available arm, cylinder, caster, and other ergonomic options.

* Not all options may be applicable to a given model. Check with OM for compatibility details.

* Arms not available on AF470N, AF471N, AF570N and AF571N.

features:

Begins @ \$95.52 armless stool (CL12)

CL1x, -2x, -3x – Thoughtfully designed for doctor's exam rooms

- Casters that move less readily until a user is fully seated
- 360 degree accessible, round exam stool height adjuster
- Foot-activated seat height control for hygienic adjustments
- Priced to keep your patients AND wallets both happy and healthy!

CL4x – Modestly priced simple task stools and chairs with basic features



classic professional series (CL)

healthcare | lab

Please see pages 25, 128 -131 for casters and options.

exam room stools

Model

CL12



Description

Pneumatic lift
Chrome base
Safety soft casters
Circle ring height adjuster

Textile Grade-In

Grade 1 / C.O.M.	\$95.52
Grade 2 / Grade-in A	\$102.72
Grade 3 / Grade-in B	\$109.92
Grade 4 / Grade-in C	\$117.12
Grade 5 / Grade-in D	\$124.32
Grade 6 / Grade-in E	\$131.52

GSA Net \$

Specifications

Overall width	22"
Overall height	15.5" - 20.5"
Back	N/A
Seat	16" diameter
Seat height	15.5" - 20.5"
Travel range (ht.)	5" (seat)
COM	.75 yd.
Carton / FedEx wt	23 lbs / 28 lbs
Arms	N/A
Warranty	12 year limited

NOTE: OM reserves the right to ship up to 3x CL stools per carton. A \$20 net fee may apply for split cartoning (i.e., 3 stools in 3 boxes).

Model

CL13



Description

Pneumatic lift
Chrome base
Safety soft casters
Circle ring height adjuster
18" chrome footring
Optional 8" cylinder available
18.5" - 26.5"

Textile Grade-In

Grade 1 / C.O.M.	\$133.92
Grade 2 / Grade-in A	\$141.12
Grade 3 / Grade-in B	\$148.32
Grade 4 / Grade-in C	\$155.52
Grade 5 / Grade-in D	\$162.72
Grade 6 / Grade-in E	\$169.92

GSA Net \$

Specifications

Overall width	22"
Overall height	22" - 32"
Back	N/A
Seat	16" diameter
Seat height	22" - 32"
Travel range (ht.)	10" (seat)
COM	.75 yd.
Carton / FedEx wt	23 lbs / 28 lbs
Arms	N/A
Warranty	12 year limited

NOTE: OM reserves the right to ship up to 3x CL stools per carton. A \$20 net fee may apply for split cartoning (i.e., 3 stools in 3 boxes).

Model

CL14



Description

Pneumatic lift
Chrome base
Safety soft casters
Foot activation

Textile Grade-In

Grade 1 / C.O.M.	\$187.20
Grade 2 / Grade-in A	\$194.40
Grade 3 / Grade-in B	\$201.60
Grade 4 / Grade-in C	\$208.80
Grade 5 / Grade-in D	\$216.00
Grade 6 / Grade-in E	\$223.20

GSA Net \$

Specifications

Overall width	22"
Overall height	16" - 21"
Back	N/A
Seat	16" diameter
Seat height	16" - 21"
Travel range (ht.)	5" (seat)
COM	.75 yd.
Carton / FedEx wt	25 lbs / 28 lbs
Arms	N/A
Warranty	12 year limited

NOTE: OM reserves the right to ship up to 3x CL stools per carton. A \$20 net fee may apply for split cartoning (i.e., 3 stools in 3 boxes).

Model

CL15



Description

Pneumatic lift
Chrome base
Safety soft casters
Foot activation
Back height adjustment
Fabric panel back
Unique back support

Textile Grade-In

Grade 1 / C.O.M.	\$228.00
Grade 2 / Grade-in A	\$235.20
Grade 3 / Grade-in B	\$242.40
Grade 4 / Grade-in C	\$249.60
Grade 5 / Grade-in D	\$256.80
Grade 6 / Grade-in E	\$264.00

GSA Net \$

Specifications

Overall width	25"
Overall height	28" - 36"
Back	13" w x 11" h
Seat	16" diameter
Seat height	16" - 21"
Travel range (ht.)	2.5" (back) / 5" (seat)
COM	1 yd.
Carton / FedEx wt	30 lbs / 33 lbs
Arms	N/A
Warranty	12 year limited

NOTE: OM reserves the right to ship up to 2x CL stools per carton. A \$20 net fee may apply for split cartoning (i.e., 2 stools in 2 boxes).

Model

CL22

**Description**

Pneumatic lift
Chrome base
Safety soft casters
Paddle height adjuster
Back height adjustment
Fabric panel back
Unique back support

Textile Grade-In

Grade 1 / C.O.M. \$146.88
Grade 2 / Grade-in A \$154.08
Grade 3 / Grade-in B \$161.28
Grade 4 / Grade-in C \$168.48
Grade 5 / Grade-in D \$175.68
Grade 6 / Grade-in E \$182.88

GSA Net \$**Specifications**

Overall width 25"
Overall height 28" - 37"
Back 13" w x 11" h
Seat 16" diameter
Seat height 16" - 21"
Travel range (ht.) 2.5" (back) / 5" (seat)
COM 1 yd.
Carton / FedEx wt 31 lbs / 33 lbs
Arms N/A
Warranty 12 year limited

NOTE: OM reserves the right to ship up to 2x CL stools per carton. A \$20 net fee may apply for split cartoning (i.e., 2 stools in 2 boxes).

Model

CL23

**Description**

Pneumatic lift
Chrome base
Safety soft casters
Paddle height adjuster
18" chrome footring
Back height adjustment
Fabric panel back
Unique back support
Optional 8" cylinder available 20" - 28"

Textile Grade-In

Grade 1 / C.O.M. \$188.64
Grade 2 / Grade-in A \$195.84
Grade 3 / Grade-in B \$203.04
Grade 4 / Grade-in C \$210.24
Grade 5 / Grade-in D \$217.44
Grade 6 / Grade-in E \$224.64

GSA Net \$**Specifications**

Overall width 25"
Overall height 35" - 47"
Back 13" w x 11" h
Seat 16" diameter
Seat height 23" - 33"
Travel range (ht.) 2.5" (back) / 10" (seat)
COM 1 yd.
Carton / FedEx wt 31 lbs / 33 lbs
Arms N/A
Warranty 12 year limited

NOTE: OM reserves the right to ship up to 2x CL stools per carton. A \$20 net fee may apply for split cartoning (i.e., 2 stools in 2 boxes).

Model

CL33

**Description**

Pneumatic lift
Grande spider base
Safety soft casters
Circle ring height adjuster
8" chrome cylinder

Textile Grade-In

Grade 1 / C.O.M. \$125.76
Grade 2 / Grade-in A \$132.96
Grade 3 / Grade-in B \$140.16
Grade 4 / Grade-in C \$147.36
Grade 5 / Grade-in D \$154.56
Grade 6 / Grade-in E \$161.76

GSA Net \$**Specifications**

Overall width 27"
Overall height 25" - 33"
Back N/A
Seat 16" diameter
Seat height 25" - 33"
Travel range (ht.) 8" (seat)
COM .75 yd.
Carton / FedEx wt 26 lbs / 33 lbs
Arms N/A
Warranty 12 year limited

Model

CL35

**Description**

Pneumatic lift
Grande spider base
Safety soft casters
Back height adjustment
Fabric panel back
Unique back support
8" chrome cylinder

Textile Grade-In

Grade 1 / C.O.M. \$151.68
Grade 2 / Grade-in A \$158.88
Grade 3 / Grade-in B \$166.08
Grade 4 / Grade-in C \$173.28
Grade 5 / Grade-in D \$180.48
Grade 6 / Grade-in E \$187.68

GSA Net \$**Specifications**

Overall width 27"
Overall height 37" - 47"
Back 13" w x 11" h
Seat 16" diameter
Seat height 25" - 33"
Travel range (ht.) 2.5" (back) / 8" (seat)
COM 1 yd.
Carton / FedEx wt 29 lbs / 33 lbs
Arms N/A
Warranty 12 year limited

classic professional series (CL)

healthcare | lab

Please see pages 25, 117 -131 for casters and options.

small / petite

Model	Description	Textile Grade-In	GSA Net \$	Specifications
CL44EZ	Pneumatic lift	Grade 1 / C.O.M.	\$162.72	Overall width 25"
	EZ Back height adjustment	Grade 2 / Grade-in A	\$170.88	Overall height 32" - 41"
	Independent seat and back angle adjustment	Grade 3 / Grade-in B	\$178.08	Back 16" w x 13" h
		Grade 4 / Grade-in C	\$185.28	Seat 18" w x 17" d
		Grade 5 / Grade-in D	\$192.48	Seat height 16" - 21"
		Grade 6 / Grade-in E	\$199.68	Travel range (ht.) 4" (back) / 5" (seat)
		LG1 (Evita) / C.O.L.	\$264.48	COM 1 yd.
		LG2 (Lena)	\$276.48	Carton / FedEx wt 33 lbs / 68 lbs
		LG3 (Vulcano)	\$288.48	Arms Group 1 & 4
				Warranty 12 year limited



Model	Description	Textile Grade-In	GSA Net \$	Specifications
CL44MD	Pneumatic lift	Grade 1 / C.O.M.	\$146.40	Overall width 25"
	EZ Back height adjustment	Grade 2 / Grade-in A	\$153.60	Overall height 32" - 41"
	Infinitely locking back tilt	Grade 3 / Grade-in B	\$160.80	Back 16" w x 13" h
	Polished aluminum package	Grade 4 / Grade-in C	\$168.00	Seat 18" w x 17" d
	Safety soft casters	Grade 5 / Grade-in D	\$175.20	Seat height 16" - 21"
		Grade 6 / Grade-in E	\$182.40	Travel range (ht.) 3" (back) / 5" (seat)
				COM 1 yd.
				Carton / FedEx wt 34 lbs / 68 lbs
				Arms Group 1 & 4
				Warranty 12 year limited



average / medium

Model	Description	Textile Grade-In	GSA Net \$	Specifications
CL48EZ	Pneumatic lift	Grade 1 / C.O.M.	\$188.16	Overall width 25"
	EZ Back height adjustment	Grade 2 / Grade-in A	\$195.36	Overall height 37" - 45.5"
	Independent seat and back angle adjustment	Grade 3 / Grade-in B	\$202.56	Back 17" w x 22" h
		Grade 4 / Grade-in C	\$209.76	Seat 18" w x 17" d
		Grade 5 / Grade-in D	\$216.96	Seat height 16" - 21"
		Grade 6 / Grade-in E	\$224.16	Travel range (ht.) 4" (back) / 5" (seat)
		LG1 (Evita) / C.O.L.	\$296.16	COM 1 yd.
		LG2 (Lena)	\$308.16	Carton / FedEx wt 39 lbs / 101 lbs
		LG3 (Vulcano)	\$320.16	Arms Group 1 & 4
				Warranty 12 year limited



stools

Model	Description	Textile Grade-In	GSA Net \$	Specifications
CL45EZ	Pneumatic lift	Grade 1 / C.O.M.	\$211.20	Overall width 27"
	EZ Back height adjustment	Grade 2 / Grade-in A	\$218.40	Overall height 41" - 55"
	20" chrome footring	Grade 3 / Grade-in B	\$225.60	Back 16" w x 13" h
	Independent seat and back angle adjustment	Grade 4 / Grade-in C	\$232.80	Seat 18" w x 17" d
	Optional 8" cylinder available (20" - 28")	Grade 5 / Grade-in D	\$240.00	Seat height 24" - 34"
		Grade 6 / Grade-in E	\$247.20	Travel range (ht.) 4" (back) / 10" (seat)
		LG1 (Evita) / C.O.L.	\$312.00	COM 1 yd.
		LG2 (Lena)	\$324.00	Carton / FedEx wt 39 lbs / 68 lbs
		LG3 (Vulcano)	\$336.00	Arms Group 1 & 4
				Warranty 12 year limited



Model	Description	Textile Grade-In	GSA Net \$	Specifications
CL47	Pneumatic lift	Grade 1 / C.O.M.	\$235.20	Overall width 27"
	EZ Back height adjustment	Grade 2 / Grade-in A	\$242.40	Overall height 41" - 54"
	Infinitely locking back tilt	Grade 3 / Grade-in B	\$249.60	Back 17" w x 16.5" h
	Seat slider	Grade 4 / Grade-in C	\$256.80	Seat 20" w x 17-20.1" d
	Turn-lock footring	Grade 5 / Grade-in D	\$264.00	Seat height 25.5" - 35.5"
	Optional 8" cylinder available	Grade 6 / Grade-in E	\$271.20	Travel range (ht.) 3" (back) / 10" (seat)
		LG1 (Evita) / C.O.L.	\$336.00	COM 1 yd.
		LG2 (Lena)	\$348.00	Carton / FedEx wt 58 lbs / 101 lbs
		LG3 (Vulcano)	\$360.00	Arms Group 1 & 4
				Warranty 12 year limited







common options

Suggested Options for CL Series

	CAS0065-S - GSA Net \$: 12.00 (upcharge) Dual-tone Universal Soft Casters Dual-tone; designed for wood, tile and smooth or harder surfaces. For most stools. (5 per set)		CAS0050-RB - GSA Net \$: 16.80 (upcharge) Reverse Braking Caster Restricted chair movement when chair is in use (5 per set)
			GLD - (no charge to substitute) Not appropriate for all models. Check with factory for details (5 per set)

Suggested Options for CL Series (CL44EZ, CL44MD, CL45EZ & CL48EZ)

Arms kits	
 <p>KR-240M (2D Motion) - GSA Net \$: 64.32 Height and width adjustable, removable T-arms with natural grip control and Memosoft arm pads.</p> <p>For specs and warranty, see page 121.</p>	 <p>KR-445 (4D Motion) - GSA Net \$: 84.00 Height and width adjustable, removable T-arms with fore-aft, side-side, and inward pivoting arm tops (RP-45).</p> <p>For specs and warranty, see page 122.</p>
 <p>KR-200 (2D Motion) - GSA Net \$: 52.32 Height and width adjustable, removable T-arms with natural grip control.</p> <p>For specs and warranty, see page 121.</p>	 <p>KR-25 (1D Motion) - GSA Net \$: 31.20 Fixed width, height adjustable T-arms featuring natural grip control</p> <p>For specs and warranty, see page 120.</p>

See pages 117-131 for a complete GSA Net \$ing of all available arm, cylinder, caster, and other ergonomic options. Not all options may be applicable to a given model. Check with OM for compatibility details.

Above weights do not include optional arm kits. ; FedEx weight is calculated using FedEx dimensional standards to determine billable weight. ; Pricing and specifications subject to change without notification.

features:

Begins @ \$206.40 armless / \$258.72 with KR-200 arms (CLS53)

"No fuss" & durable lab stools were designed with ease-of-access in mind

Lab Stool counterparts to the PA53, PA55 and PA57D

(i.e., CLS53, CLS61, CLS57D, respectively)

Fixed height, welded-on, extra-wide footring allows for stable foot support



classic lab stools (CLS)

healthcare & lab

Please see pages 117 -131 for arm kits, casters, and other options.

small / petite

Model

CLS53



Description

Pneumatic lift
Tilting backrest
EZ back height adjustment
Seat depth adjustment
Grande Spider Package
Dual-tone universal soft casters

Textile Grade-In

Grade 1 / C.O.M. \$206.40
Grade 2 / Grade-in A \$213.60
Grade 3 / Grade-in B \$220.80
Grade 4 / Grade-in C \$228.00
Grade 5 / Grade-in D \$235.20
Grade 6 / Grade-in E \$242.40
LG1 (Evita) / C.O.L. \$307.20
LG2 (Lena) \$319.20
LG3 (Vulcano) \$331.20

GSA Net \$

Specifications

Overall width 27"
Overall height 43" - 54"
Back 17" w x 16.5" h
Seat 19" w x 16.5-19.6" d
Seat height 25" - 33"
Travel range (ht.) 3" (back) / 8" (seat)
COM 1 yd.
Carton / FedEx wt 59 lbs / 100 lbs
Arms Group 1 & 4
Warranty 12 year limited

average / medium

Model

CLS57D



Description

Pneumatic lift
Tilting backrest
EZ back height adjustment
Seat depth adjustment
Grande Spider Package
Dual-tone universal soft casters

Textile Grade-In

Grade 1 / C.O.M. \$220.80
Grade 2 / Grade-in A \$228.00
Grade 3 / Grade-in B \$235.20
Grade 4 / Grade-in C \$242.40
Grade 5 / Grade-in D \$249.60
Grade 6 / Grade-in E \$256.80
LG1 (Evita) / C.O.L. \$328.80
LG2 (Lena) \$340.80
LG3 (Vulcano) \$352.80

GSA Net \$

Specifications

Overall width 27"
Overall height 46" - 57"
Back 18.5" w x 19.5" h
Seat 21" w x 18.5-21.6" d
Seat height 25" - 33"
Travel range (ht.) 3" (back) / 8" (seat)
COM 1 yd.
Carton / FedEx wt 60 lbs / 100 lbs
Arms Group 1 & 4
Warranty 12 year limited

Model

CLS61



Description

Pneumatic lift
Tilting backrest
EZ back height adjustment
Seat depth adjustment
Grande Spider Package
Dual-tone universal soft casters

Textile Grade-In

Grade 1 / C.O.M. \$234.72
Grade 2 / Grade-in A \$241.92
Grade 3 / Grade-in B \$249.12
Grade 4 / Grade-in C \$256.32
Grade 5 / Grade-in D \$263.52
Grade 6 / Grade-in E \$270.72
LG1 (Evita) / C.O.L. \$342.72
LG2 (Lena) \$354.72
LG3 (Vulcano) \$366.72

GSA Net \$

Specifications

Overall width 27"
Overall height 46" - 57"
Back 20" w x 21" h
Seat 20.5" w x 16-19.1" d
Seat height 25" - 33"
Travel range (ht.) 3" (back) / 8" (seat)
COM 1 yd.
Carton / FedEx wt 60 lbs / 100 lbs
Arms Group 1 & 4
Warranty 12 year limited

Besides the stools shown on this page, the AF413 (page 9), AF513 (page 18), DB52 (page 32) and YS73 (page 82) contain the same "CLS control" and GSP understructure (8" cylinder, HD Spider base, 65mm dual-tone soft casters).


Chairs that are equipped with the Grande Spider Package – such as the CLS models shown above – may be upgraded to an TLPKG package instead. The charge to do so (from a Grande Spider Package) is **\$26.67** and the part code to do so is TLPKG.

Please refer to Options (page 131) for details.

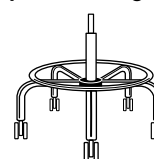
DESIGN STATEMENT The design of the CLS Series is based upon a wish GSA Net \$ of features that come from various Facility Managers that we've talked to over the years. It has a sturdy base and a comfortable, trouble-free footring, an easy-to-use ratchet back, seat depth adjustment, back angle adjustment and oversized casters that can go anywhere.

The low-maintenance CLS Series is just what the Facility Manager (and the lab technician) ordered!

TLPKG



GSPPKG (i.e., Grande Spider Package)



See pages 117 to 131 for a complete GSA Net \$ing of all available arm, cylinder, caster, and other ergonomic options. Not all options may be applicable to a given model. Check with OM for compatibility details.

features:

Begins @ \$234.72 armless / \$287.04 with KR-200 arms (DB53)

Ideal for ergonomic situations OR environments with heavy side-to-side tasking
(i.e., nursing stations)

Unusual backrest shape with functional ergonomic benefits like allowing full back “stretch”

Proprietary DCS™ Technology (double-molded memory foam) standard in most backrest and some seat cushions (check model description for confirmation)

Breadth of mechanism options from fully ergonomic to light, task-oriented adjustability



discovery back series (DB)

healthcare & lab

Please see pages 33, 117 -131 for arm kits, casters, and other options.

small / medium back

Model

DB53



Description

Pneumatic lift
EZ back height adjustment
Infinitely locking seat tilt
Infinitely locking back tilt
Fabric panel back
Seat depth adjustment
DCS backrest (only)

DCS TECHNOLOGY

Textile Grade-In

Grade 1 / C.O.M.
Grade 2 / Grade-in A
Grade 3 / Grade-in B
Grade 4 / Grade-in C
Grade 5 / Grade-in D
Grade 6 / Grade-in E

GSA Net \$

\$234.72
\$244.32
\$253.92
\$263.52
\$273.12
\$282.72

Specifications

Overall width 25"
Overall height 35" - 43"
Back 8" & 16" w x 18" h
Seat 20" w x 17-20.1" d
Seat height 16" - 21"
Travel range (ht.) 3" (back) / 5" (seat)
COM 1.5 yds.
Carton / FedEx wt 49 lbs / 101 lbs
Arms Group 1 & 4
Warranty 12 year limited

Model

DB64



300
POUNDS
CAPACITY

Description

Pneumatic lift
EZ back height adjustment
Tilting backrest
Rocking tilt
Forward tilting adjustment
Tension knob
Fabric panel back
Seat depth adjustment
Infinite forward tilting
DCS backrest (only)

DCS TECHNOLOGY

Textile Grade-In

Grade 1 / C.O.M.
Grade 2 / Grade-in A
Grade 3 / Grade-in B
Grade 4 / Grade-in C
Grade 5 / Grade-in D
Grade 6 / Grade-in E

GSA Net \$

\$297.12
\$306.72
\$316.32
\$325.92
\$335.52
\$345.12

Specifications

Overall width 25"
Overall height 36" - 42"
Back 8" & 16" w x 18" h
Seat 21" w x 17.5-20.6" d
Seat height 17" - 22"
Travel range (ht.) 4" (back) / 5" (seat)
COM 1.5 yds.
Carton / FedEx wt 56 lbs / 101 lbs
Arms Group 1 & 4
Warranty 12 year limited

discovery back series (DB)

Please see pages 33, 117 - 131 for arm kits, casters, and other options.

high back

Model

DB57

**Description**

Pneumatic lift
EZ back height adjustment
Infinitely locking seat tilt
Infinitely locking back tilt
Fabric panel back
Seat depth adjustment
DCS backrest (only)

DCS TECHNOLOGY

Textile Grade-In

Grade 1 / C.O.M. \$267.36
Grade 2 / Grade-in A \$276.96
Grade 3 / Grade-in B \$286.56
Grade 4 / Grade-in C \$296.16
Grade 5 / Grade-in D \$305.76
Grade 6 / Grade-in E \$315.36

GSA Net \$**Specifications**

Overall width 27"
Overall height 39" - 51"
Back 8" & 16" w x 22" h
Seat 21" w x 18-21.1" d
Seat height 16" - 21"
Travel range (ht.) 3" (back) / 5" (seat)
COM 1.5 yds.
Carton / FedEx wt 56 lbs / 101 lbs
Arms Group 1 & 4
Warranty 12 year limited

Model

DB68

**Description**

Pneumatic lift
EZ back height adjustment
Tilting backrest
Rocking tilt
Forward tilting adjustment
Tension knob
Fabric panel back
Seat depth adjustment
Infinite forward tilting
DCS backrest (only)

DCS TECHNOLOGY

Textile Grade-In

Grade 1 / C.O.M. \$312.48
Grade 2 / Grade-in A \$322.08
Grade 3 / Grade-in B \$331.68
Grade 4 / Grade-in C \$341.28
Grade 5 / Grade-in D \$350.88
Grade 6 / Grade-in E \$360.48

GSA Net \$**Specifications**

Overall width 27"
Overall height 41" - 48.5"
Back 8" & 16" w x 22" h
Seat 21" w x 18-21.1" d
Seat height 18" - 23"
Travel range (ht.) 4" (back) / 5" (seat)
COM 1.5 yds.
Carton / FedEx wt 61 lbs / 101 lbs
Arms Group 1 & 4
Warranty 12 year limited

Model

DB74

**Description**

Pneumatic lift
EZ back height adjustment
Infinitely locking seat tilt
Infinitely locking back tilt
Forward tilting adjustment
Rocking tension adjustment
Fabric panel back
Seat depth adjustment
DCS seat
DCS backrest

DCS TECHNOLOGY

Textile Grade-In

Grade 1 / C.O.M. \$309.60
Grade 2 / Grade-in A \$319.20
Grade 3 / Grade-in B \$328.80
Grade 4 / Grade-in C \$338.40
Grade 5 / Grade-in D \$348.00
Grade 6 / Grade-in E \$357.60

GSA Net \$**Specifications**

Overall width 27"
Overall height 40" - 49"
Back 8" & 16" w x 22" h
Seat 20" w x 17-20.1" d
Seat height 18" - 23"
Travel range (ht.) 4" (back) / 5" (seat)
COM 1.5 yds.
Carton / FedEx wt 59 lbs / 101 lbs
Arms Group 1 & 4
Warranty 12 year limited

extra-large back

Model

DB78

**Description**

Pneumatic lift
EZ back height adjustment
Infinitely locking seat tilt
Infinitely locking back tilt
Forward tilting adjustment
Rocking tension adjustment
Fabric panel back
Seat depth adjustment
Memory foam in backrest
DCS seat

DCS TECHNOLOGY

Textile Grade-In

Grade 1 / C.O.M. \$335.04
Grade 2 / Grade-in A \$344.64
Grade 3 / Grade-in B \$354.24
Grade 4 / Grade-in C \$363.84
Grade 5 / Grade-in D \$373.44
Grade 6 / Grade-in E \$383.04

GSA Net \$**Specifications**

Overall width 27"
Overall height 43" - 52"
Back 11" & 22" w x 25" h
Seat 22" w x 18-21.1" d
Seat height 18" - 23"
Travel range (ht.) 4" (back) / 5" (seat)
COM 2 yds.
Carton / FedEx wt 64 lbs / 101 lbs
Arms Group 1 & 4
Warranty 12 year limited

discovery back series (DB)

healthcare & lab

Please see pages 33, 117 -131 for arm kits, casters, and other options.

stools

Model

DB52



Description

Pneumatic lift
EZ back height adjustment
Infinitely locking back tilt
Fabric panel back
Seat depth adjustment
Grande Spider Package
Dual-tone universal soft casters
DCS backrest (only)

Textile Grade-In

Grade 1 / C.O.M. \$256.80
Grade 2 / Grade-in A \$266.40
Grade 3 / Grade-in B \$276.00
Grade 4 / Grade-in C \$285.60
Grade 5 / Grade-in D \$295.20
Grade 6 / Grade-in E \$304.80

GSA Net \$

Specifications

Overall width 27"
Overall height 43" - 54"
Back 8" & 16" w x 18" h
Seat 20" w x 17-20.1" d
Seat height 25" - 33"
Travel range (ht.) 3" (back) / 8" (seat)
COM 1.5 yds.
Carton / FedEx wt 56 lbs / 100 lbs
Arms Group 1 & 4
Warranty 12 year limited

DCS TECHNOLOGY

Model

DB54



Description

Pneumatic lift
EZ back height adjustment
Infinitely locking back tilt
Fabric panel back
Seat depth adjustment
Turn-lock footring
Titanium colored metal base
Dual-tone universal soft casters
DCS backrest (only)

Textile Grade-In

Grade 1 / C.O.M. \$287.04
Grade 2 / Grade-in A \$296.64
Grade 3 / Grade-in B \$306.24
Grade 4 / Grade-in C \$315.84
Grade 5 / Grade-in D \$325.44
Grade 6 / Grade-in E \$335.04

GSA Net \$

Specifications

Overall width 27"
Overall height 41" - 54"
Back 8" & 16" w x 18" h
Seat 21" w x 18-21.1" d
Seat height 23" - 33"
Travel range (ht.) 3" (back) / 10" (seat)
COM 1.5 yds.
Carton / FedEx wt 54 lbs / 101 lbs
Arms Group 1 & 4
Warranty 12 year limited

DCS TECHNOLOGY

Model

DB56



Description

Pneumatic lift
EZ back height adjustment
Infinitely locking back tilt
Fabric panel back
Seat depth adjustment
Turn-lock footring
Titanium colored metal base
Dual-tone universal soft casters
DCS backrest (only)

Textile Grade-In

Grade 1 / C.O.M. \$292.80
Grade 2 / Grade-in A \$302.40
Grade 3 / Grade-in B \$312.00
Grade 4 / Grade-in C \$321.60
Grade 5 / Grade-in D \$331.20
Grade 6 / Grade-in E \$340.80

GSA Net \$

Specifications

Overall width 27"
Overall height 45" - 58"
Back 8" & 16" w x 22" h
Seat 21" w x 18-21.1" d
Seat height 23" - 33"
Travel range (ht.) 3" (back) / 10" (seat)
COM 1.5 yds.
Carton / FedEx wt 59 lbs / 101 lbs
Arms Group 1 & 4
Warranty 12 year limited

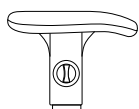
DCS TECHNOLOGY

discovery back series (DB)

Please see pages 117 - 131 for arm kits, casters, and other options.

Suggested Options for DB Series

Arms kits



KR-21 (1D Motion) - GSA Net \$: 31.20
Fixed width, turn-knob height adjustable T-arms.
For specs. and warranty, see page 120.



KR-445 (4D Motion) - GSA Net \$: 84.00
Height and width adjustable, removable T-arms with fore-aft, side-side, and inward pivoting arm top (RP-45).
For specs. and warranty, see page 122.

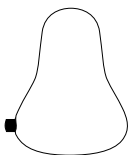


KR-251M (4D Motion) - GSA Net \$: 93.60
Height and width adjustable, removable T-arms with ultra-mobility arm tops that extend forward, pivot a full 360° at 2 different points; serves as a light-duty track arm to move with your hands as you work (RP-51M).
For specs. and warranty, see page 123.



KR-465 (4D Motion) - GSA Net \$: 88.80
Height and width adjustable, removable T-arms with lockable arm top, fore-aft, side-side, pivoting arm top (RP-65).
For specs. and warranty, see page 123.

Options



Adjustable Lumbar - GSA Net \$: 34.08
Option available on all DB Series.

See pages 117 to 131 for a complete GSA Net \$ing of all available arm, cylinder, caster, and other ergonomic options. Not all options may be applicable to a given model. Check with OM for compatibility details.

DISCOVERY BACK DESIGN BENEFITS The special pear-back design of our Discovery Back series is designed specifically to address unhealthy seating postures. With a cut-away design to allow for full rearward travel of the scapula, DB chairs can help users who sit for long hours to develop habits for a healthier back.

SCAPULAR IMPEDANCE When reclining against a traditional backrest the shoulders are restricted from their full range of motion. This restriction of motion is referred to as scapular impedance, a condition that impedes the full range of motion and prevents beneficial stretching.

THE 'HEALTHY BACK' DESIGN According to the ergonomists and chiropractors with whom we have consulted, when people are seated in a chair with a full, 'normal' backrest, the body has a natural tendency to hunch forward. This predilection towards 'scrunching' is — with near uniform agreement — recognized as an unhealthy position for the human body to remain in, especially when seen in prolonged seating situations.

NOTES When upholstered in any Grade 5 ComfortKnit patterns (Solids, Architect, and Myth), DB Series back shells are upholstered in a high double-rub black fabric unless otherwise specified (for matching ComfortKnit backshell upholstery, see page 131 for pricing: UPHDUB-T).

[illegible]

multi-shift
intense-use
heavy-duty

intensive use 24-7 (IU, IUHD/PD)

features:

Begins @ \$282.72 armless / \$335.04 with KR-200 arms (IU54)

Ever feel like you're working 28 hours/day? IU and IUHD chairs are right there with you!

Aesthetic complement to the PT series, but with long-lasting and/or heavy-duty parts

Engineered composite bases, heavy-duty reinforced cylinders and mechanisms (IUHD.IUPD)

Proprietary DCS™ Technology (double-molded memory foam) standard in IUHD/PD seats



intensive use 24-7 (IU)

multi-shift | intense-use

Please see pages 37, 117 -131 for arm kits, casters, and other options.

average / medium

Model IU54



300
POUNDS
CAPACITY

Description

Pneumatic lift
EZ back height adjustment
Independent seat and back
angle adjustment
Seat depth adjustment
Flat panel back

Textile Grade-In

Grade 1 / C.O.M. \$282.72
Grade 2 / Grade-in A \$289.92
Grade 3 / Grade-in B \$297.12
Grade 4 / Grade-in C \$304.32
Grade 5 / Grade-in D \$311.52
Grade 6 / Grade-in E \$318.72

GSA Net \$

Specifications

Overall width 25"
Overall height 38" - 47"
Back 20" w x 20" h
Seat 21" w x 17.9-21" d
Seat height 17" - 22"
Travel range (ht.) 4" (back) / 5" (seat)
COM 1.5 yds.
Carton / FedEx wt 48 lbs / 101 lbs
Arms Group 1 & 4
Warranty 7 year limited

Model IU72



300
POUNDS
CAPACITY

Description

Pneumatic lift
EZ back height adjustment
Independent seat and back
angle adjustment
Seat depth adjustment

Textile Grade-In

Grade 1 / C.O.M. \$282.72
Grade 2 / Grade-in A \$289.92
Grade 3 / Grade-in B \$297.12
Grade 4 / Grade-in C \$304.32
Grade 5 / Grade-in D \$311.52
Grade 6 / Grade-in E \$318.72

GSA Net \$

Specifications

Overall width 27"
Overall height 36" - 45"
Back 17" w x 18" h
Seat 20" w x 17-20.1" d
Seat height 17" - 22"
Travel range (ht.) 4" (back) / 5" (seat)
COM 1 yd.
Carton / FedEx wt 54 lbs / 101 lbs
Arms Group 1 & 4
Warranty 7 year limited

large

Model IU58



300
POUNDS
CAPACITY

Description

Pneumatic lift
EZ back height adjustment
Independent seat and back
angle adjustment
Seat depth adjustment
Fabric panel back

Textile Grade-In

Grade 1 / C.O.M. \$304.32
Grade 2 / Grade-in A \$311.52
Grade 3 / Grade-in B \$318.72
Grade 4 / Grade-in C \$325.92
Grade 5 / Grade-in D \$333.12
Grade 6 / Grade-in E \$340.32

GSA Net \$

Specifications

Overall width 27"
Overall height 43" - 52"
Back 20" w x 24" h
Seat 21" w x 17.9-21" d
Seat height 17" - 22"
Travel range (ht.) 4" (back) / 5" (seat)
COM 2 yds.
Carton / FedEx wt 55 lbs / 101 lbs
Arms Group 1 & 4
Warranty 7 year limited

Model IU76



300
POUNDS
CAPACITY

Description

Pneumatic lift
EZ back height adjustment
Independent seat and back
angle adjustment
Seat depth adjustment

Textile Grade-In

Grade 1 / C.O.M. \$304.32
Grade 2 / Grade-in A \$311.52
Grade 3 / Grade-in B \$318.72
Grade 4 / Grade-in C \$325.92
Grade 5 / Grade-in D \$333.12
Grade 6 / Grade-in E \$340.32

GSA Net \$

Specifications


Overall width 27"
Overall height 40" - 48"
Back 19.5" w x 22" h
Seat 21" w x 18-21.1" d
Seat height 17" - 22"
Travel range (ht.) 4" (back) / 5" (seat)
COM 1.5 yds.
Carton / FedEx wt 57 lbs / 101 lbs
Arms Group 1 & 4
Warranty 7 year limited


multi-shift | intense-use

intensive use 24-7 (IU)

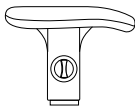
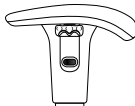
Please see pages 117 - 131 for arm kits, casters, and other options.

stools

Model	Description	Textile Grade-In	GSA Net \$	Specifications
IU55 	Pneumatic lift	Grade 1 / C.O.M.	\$310.08	Overall width 27"
	EZ back height adjustment	Grade 2 / Grade-in A	\$317.28	Overall height 45" - 59"
	Independent seat and back angle adjustment	Grade 3 / Grade-in B	\$324.48	Back 20" w x 20" h
	Seat depth adjustment	Grade 4 / Grade-in C	\$331.68	Seat 21" w x 17-20.1" d
	Fabric panel back	Grade 5 / Grade-in D	\$338.88	Seat height 24" - 34"
	20" chrome footring	Grade 6 / Grade-in E	\$346.08	Travel range (ht.) 4" (back) / 10" (seat)
	Turn-Lock footring			COM 1.5 yds.
	Optional 8" cylinder available (21" - 29")			Carton / FedEx wt 53 lbs / 101 lbs
				Arms Group 1 & 4
				Warranty 7 year limited

Model	Description	Textile Grade-In	GSA Net \$	Specifications
IU73 	Pneumatic lift	Grade 1 / C.O.M.	\$310.08	Overall width 27"
	EZ back height adjustment	Grade 2 / Grade-in A	\$317.28	Overall height 43" - 57"
	Independent seat and back angle adjustment	Grade 3 / Grade-in B	\$324.48	Back 17" w x 18" h
	Seat depth adjustment	Grade 4 / Grade-in C	\$331.68	Seat 20" w x 17-20.1" d
	20" chrome footring	Grade 5 / Grade-in D	\$338.88	Seat height 24" - 34"
	Turn-Lock footring	Grade 6 / Grade-in E	\$346.08	Travel range (ht.) 4" (back) / 10" (seat)
	Optional 8" cylinder available (21" - 29")			COM 1 yd.
				Carton / FedEx wt 59 lbs / 101 lbs
				Arms Group 1 & 4
				Warranty 7 year limited

common options

Arms kits			
	KR-21 (1D Motion) - GSA Net \$: 31.20 Fixed width, turn-knob height adjustable T-arms. For specs and warranty, see page 120.		KR-25 (1D Motion) - GSA Net \$: 31.20 Fixed width, height adjustable T-arms featuring natural grip control For specs and warranty, see page 120.
	KR-200 (2D Motion) - GSA Net \$: 52.32 Height and width adjustable, removable T-arms with natural grip control. For specs and warranty, see page 121.		JR-77 (1D Motion) - GSA Net \$: 45.60 Fixed width, height adjustable T-arms with molded arm pads. For specs and warranty, see page 120.

See pages 117 to 131 for a complete GSA Net \$ing of all available arm, cylinder, caster, and other ergonomic options. Not all options may be applicable to a given model. Check with OM for compatibility details.

Intensive Use 24-Seven Series designed to accommodate users up to 300 pounds.

IU: Intensive Use (aka, 24/7 environments), HD: Heavy-Duty (i.e. for occupants weighing up to 350 lbs.)

NOTES When upholstered in any Grade 5 ComfortKnit patterns (Solids, Architect, and Myth) IU Series back shells are upholstered in a high double-rub black fabric unless otherwise specified.

Above weights do not include optional arm kits. ; FedEx weight is calculated using FedEx dimensional standards to determine billable weight. ; Pricing and specifications subject to change without notification.

intensive use 24- (IUHD/PD)

heavy-duty

Please see pages 39, 117 -131 for arm kits, casters, and other options.

average / mid back

Model

IU76HD



350
POUNDS
CAPACITY

Description

DCS TECHNOLOGY

Pneumatic lift
Tilting backrest
EZ back height adjustment
Rocking tilt
Seat tilting
Seat depth adjustment
Heavy-duty structure
Dual-tone universal soft casters
DCS seat

Textile Grade-In

Grade 1 / C.O.M. \$378.72
Grade 2 / Grade-in A \$388.32
Grade 3 / Grade-in B \$397.92
Grade 4 / Grade-in C \$407.52
Grade 5 / Grade-in D \$417.12
Grade 6 / Grade-in E \$426.72

GSA Net \$

Specifications

Overall width 28"
Overall height 40" - 48"
Back 19.5" w x 22" h
Seat 22" w x 18-21.1" d
Seat height 17" - 22"
Travel range (ht.) 4" (back) / 5" (seat)
COM 1.5 yds.
Carton / FedEx wt 57 lbs / 101 lbs
Arms Group 1 & 4
Warranty 7 year limited

Model

IU76PD



350
POUNDS
CAPACITY

Description

DCS TECHNOLOGY

Pneumatic lift
Tilting backrest
EZ back height adjustment
Rocking tilt
Seat tilting
Seat depth adjustment
Heavy-duty structure
Lower back reinforced with Ballistic Nylon
Dual-tone universal soft casters
DCS seat

Textile Grade-In

Grade 1 / C.O.M. \$422.40
Grade 2 / Grade-in A \$432.00
Grade 3 / Grade-in B \$441.60
Grade 4 / Grade-in C \$451.20

GSA Net \$

Specifications

Overall width 28"
Overall height 40" - 48"
Back 19.5" w x 22" h
Seat 22" w x 18-21.1" d
Seat height 17" - 22"
Travel range (ht.) 4" (back) / 5" (seat)
COM 1.5 yds.
Carton / FedEx wt 57 lbs / 101 lbs
Arms Group 1 & 4
Warranty 7 year limited

large / xtra tall

Model

IU79HD



oversize

350
POUNDS
CAPACITY

Description

DCS TECHNOLOGY

Pneumatic lift
Tilting backrest
EZ back height adjustment
Rocking tilt
Seat tilting
Seat depth adjustment
Heavy-duty structure
Dual-tone universal soft casters
DCS seat

Textile Grade-In

Grade 1 / C.O.M. \$417.12
Grade 2 \$426.72
Grade 3 / Grade-in A \$436.32
Grade 4 / Grade-in B \$445.92
Grade 5 / Grade-in C \$455.52
Grade 6 / Grade-in D \$465.12

GSA Net \$

Specifications

Overall width 28"
Overall height 46.5" - 54.5"
Back 19.5" w x 28" h
Seat 22" w x 18-21.1" d
Seat height 17" - 22"
Travel range (ht.) 4" (back) / 5" (seat)
COM 1.5 yds.
Carton / FedEx wt 63 lbs / 195 lbs
Arms Group 1 & 4
Warranty 7 year limited

Model

IU79PD



oversize

350
POUNDS
CAPACITY

Description

DCS TECHNOLOGY

Pneumatic lift
Tilting backrest
EZ back height adjustment
Rocking tilt
Seat tilting
Seat depth adjustment
Heavy-duty structure
Lower back reinforced with Ballistic Nylon
Dual-tone universal soft casters
DCS seat

Textile Grade-In

Grade 1 / C.O.M. \$458.40
Grade 2 \$468.00
Grade 3 / Grade-in A \$477.60
Grade 4 / Grade-in B \$487.20

GSA Net \$

Specifications

Overall width 28"
Overall height 46.5" - 54.5"
Back 19.5" w x 28" h
Seat 22" w x 18-21.1" d
Seat height 17" - 22"
Travel range (ht.) 4" (back) / 5" (seat)
COM 1.5 yds.
Carton / FedEx wt 63 lbs / 195 lbs
Arms Group 1 & 4
Warranty 7 year limited

multi-shift
intense-use

intensive use 24-7 (IUHD/PD)

Please see pages 117 - 131 for arm kits, casters, and other options.

stools

Model	Description	DCS TECHNOLOGY	Textile Grade-In	GSA Net \$	Specifications
IU77HD	Pneumatic lift with 8" cylinder only		Grade 1 / C.O.M.	\$414.24	Overall width 28"
	EZ back height adjustment		Grade 2 / Grade-in A	\$423.84	Overall height 45" - 57"
	Independent seat and back angle adjustment		Grade 3 / Grade-in B	\$433.44	Back 19.5" w x 22" h
	Turn-Lock footring		Grade 4 / Grade-in C	\$443.04	Seat 22" w x 18-21.1" d
	Seat depth adjustment		Grade 5 / Grade-in D	\$452.64	Seat height 22" - 30"
	20" chrome footring		Grade 6 / Grade-in E	\$462.24	Travel range (ht.) 4" (back) / 8" (seat)
	Heavy-duty structure				COM 1.5 yds.
	Dual-tone universal soft casters				Carton / FedEx wt 63 lbs / 101 lbs
	DCS seat				Arms Group 1 & 4
					Warranty 7 year limited



350
POUNDS
CAPACITY

Model	Description	DCS TECHNOLOGY	Textile Grade-In	GSA Net \$	Specifications
IU77PD	Pneumatic lift with 8" cylinder only		Grade 1 / C.O.M.	\$458.40	Overall width 28"
	EZ back height adjustment		Grade 2 / Grade-in A	\$468.00	Overall height 45" - 57"
	Independent seat and back angle adjustment		Grade 3 / Grade-in B	\$477.60	Back 19.5" w x 22" h
	Turn-Lock footring		Grade 4 / Grade-in C	\$487.20	Seat 22" w x 18-21.1" d
	Seat depth adjustment				Seat height 22" - 30"
	20" chrome footring				Travel range (ht.) 4" (back) / 8" (seat)
	Heavy-duty structure				COM 1.5 yds.
	Lower back reinforced with Ballistic Nylon				Carton / FedEx wt 63 lbs / 101 lbs
	Dual-tone oversized soft caster				Arms Group 1 & 4
	DCS seat				Warranty 7 year limited




350
POUNDS
CAPACITY

common options

Suggested Options for IUHD/IUPD Series

Arms kits



JR-BN (1D Motion) - GSA Net \$: 123.36
Fixed width T-arms with fold back feature and trigger-style height control with Ballistic Nylon upholstered arm pads.

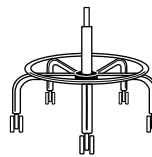
JR-PD (1D Motion) - GSA Net \$: 123.36
Fixed width T-arms with fold back feature and trigger-style height control with Memosoft arm pads.

For specs and warranty, see page 119.



JR-69 (4D Motion) - GSA Net \$: 89.28
Height and width adjustable, forward slanting T-arm with soft touch width adjustment trigger, lockable arm top, fore-aft, side-side, pivoting arm top (RP-65).

For specs and warranty, see page 122.



GSPPKG (not applicable when used for IU77HD/PD)

Alternate stool base option for IU77HD/PD - no charge to substitute. Uses CYL-6SHD (check with factory for costs and compatibility of any other size cylinders). Seat height range is 25.5" - 31.5".

NOTE: When the GSPPKG option is selected with IU77HD/PD stools, the default cylinder will be CYL-6SHD (check with factory for costs and compatibility of any other size cylinders).

Intensive Use 24-Seven Heavy-Duty Series designed to accommodate users up to 350 pounds.

IU: Intensive Use (aka, 24/7 environments)

HD: Heavy-Duty (i.e. for occupants weighing up to 350 lbs.)

PD: Police Department (i.e., perfect for police or security environments)

*Application testing may be required for Grade-In fabrics on IUPD and MXPD seating. Consult OM for details.

Above weights do not include optional arm kits. ; FedEx weight is calculated using FedEx dimensional standards to determine billable weight. ; Pricing and specifications subject to change without notification.

[illegible]

multi-shift
heavy-duty

maxwell intensive use 24-7 (MXIU/PD)

features:

Begins @ \$434.88 armless / \$487.20 with KR-200 arms (MX84IU)

Our heaviest chair both by weight and weight-rating is scaled and built to comfortably support up to 450 lbs.

Relatively slim backrest design has a useful trapezoidal shape that creates less exaggerated aesthetics

24" wide seat, steel seat plate & extra heavy-duty components make this a strong choice



maxwell intensive use 24-7 (MXIU/PD) multi-shift heavy-duty

Please see pages 117 -131 for arm kits, casters, and other options.

average / medium

Model

MX84IU



Description

Pneumatic lift
Tilting backrest
EZ back height adjustment
Rocking tilt
Tension knob
Fabric panel back
Trim wide-back design
Seat depth adjustment
Dual-tone universal soft casters

Textile Grade-In

Grade 1 / C.O.M.	\$434.88
Grade 2	\$444.48
Grade 3 / Grade-in A	\$454.08
Grade 4 / Grade-in B	\$463.68
Grade 5 / Grade-in C	\$473.28
Grade 6 / Grade-in D	\$482.88

GSA Net \$

Specifications

Overall width	28"
Overall height	38" - 47"
Back	23.5" w x 20" h
Seat	24" w x 17-19.5" d
Seat height	18" - 23"
Travel range (ht.)	4" (back) / 5" (seat)
COM	1.5 yds.
Carton / FedEx wt	63 lbs / 195 lbs
Arms	Group 1 (no ETR1)
Warranty	7 year limited

Model

MX84PD



Description

Pneumatic lift
Tilting backrest
EZ back height adjustment
Rocking tilt
Tension knob
Fabric panel back (Ballistic Nylon)
Trim wide-back design
Lower back (Ballistic Nylon)
Seat depth adjustment
Dual-tone universal soft casters

Textile Grade-In

Grade 1 / C.O.M.	\$479.04
Grade 2	\$488.64
Grade 3 / Grade-in A	\$498.24
Grade 4 / Grade-in B	\$507.84

GSA Net \$

Specifications

Overall width	28"
Overall height	38" - 47"
Back	23.5" w x 20" h
Seat	24" w x 17-19.5" d
Seat height	18" - 23"
Travel range (ht.)	4" (back) / 5" (seat)
COM	1.5 yds.
Carton / FedEx wt	63 lbs / 195 lbs
Arms	Group 1 (no ETR1)
Warranty	7 year limited

large / xtra tall

Model

MX88IU



Description

Pneumatic lift
Tilting backrest
EZ back height adjustment
Rocking tilt
Tension knob
Fabric panel back
Trim wide-back design
Seat depth adjustment
Dual-tone universal soft casters

Textile Grade-In

Grade 1 / C.O.M.	\$458.88
Grade 2	\$468.48
Grade 3 / Grade-in A	\$478.08
Grade 4 / Grade-in B	\$487.68
Grade 5 / Grade-in C	\$497.28
Grade 6 / Grade-in D	\$506.88

GSA Net \$

Specifications

Overall width	28"
Overall height	43" - 52"
Back	23.5" w x 25" h
Seat	24" w x 17-19.5" d
Seat height	18" - 23"
Travel range (ht.)	4" (back) / 5" (seat)
COM	2 yds.
Carton / FedEx wt	68 lbs / 195 lbs
Arms	Group 1 (no ETR1)
Warranty	7 year limited

Model

MX88PD



Description

Pneumatic lift
Tilting backrest
EZ back height adjustment
Rocking tilt
Tension knob
Fabric panel back (Ballistic Nylon)
Trim wide-back design
Lower back (Ballistic Nylon)
Seat depth adjustment
Dual-tone universal soft casters

Textile Grade-In

Grade 1 / C.O.M.	\$503.04
Grade 2	\$512.64
Grade 3 / Grade-in A	\$522.24
Grade 4 / Grade-in B	\$531.84

GSA Net \$

Specifications

Overall width	28"
Overall height	43" - 52"
Back	23.5" w x 25" h
Seat	24" w x 17-19.5" d
Seat height	18" - 23"
Travel range (ht.)	4" (back) / 5" (seat)
COM	2 yds.
Carton / FedEx wt	68 lbs / 195 lbs
Arms	Group 1 (no ETR1)
Warranty	7 year limited

NOTES:

*If purchasing arms separate (as a retrofit option), use special, heavier-duty bolts. Arms should normally be installed by OM or its authorized dealers.

*Application testing may be required for Grade-In fabrics on IUPD and MXPD seating. Consult OM for details.

Models designated as "FedEx Ground oversized" may incur additional charges when shipped via FedEx. Contact OM for pricing and details.

MX: Max Heavy-Duty (i.e., users up to 450 lbs.)
PD: Police Department (i.e., perfect for police or security environments)

Above weights do not include optional arm kits. : FedEx weight is calculated using FedEx dimensional standards to determine billable weight. : Pricing and specifications subject to change without notification.

multi-shift
heavy-duty

maxwell intensive use 24-7 (MXIU/PD)

Please see pages 117 -131 for arm kits, casters, and other options.

variations & stools

Model

MX85IU



Description

Pneumatic lift
Tilting backrest
EZ back height adjustment
Rocking tilt
Tension knob
Fabric panel back
Trim wide-back design
Seat depth adjustment
Oversize Grande Spider Package
6" Super HD cylinder and glides
(upcharge for casters)

Textile Grade-In

Grade 1 / C.O.M. \$488.16
Grade 2 \$497.76
Grade 3 / Grade-in A \$507.36
Grade 4 / Grade-in B \$516.96
Grade 5 / Grade-in C \$526.56
Grade 6 / Grade-in D \$536.16

GSA Net \$

Specifications

Overall width 32"
Overall height 49.5" - 59.5"
Back 23.5" w x 20" h
Seat 24" w x 17-19.5" d
Seat height 28" - 34.5"
Travel range (ht.) 4" (back) / 6.5" (seat)
COM 1.5 yds.
Carton weight 57 lbs (box 1) / 18.2 lbs (box 2)
FedEx weight 195 lbs (box 1) / 59 lbs (box 2)
Arms Group 1 (no ETR1)
Warranty 7 year limited

Model

MX85PD



Description

Pneumatic lift
Tilting backrest
EZ back height adjustment
Rocking tilt
Tension knob
Fabric panel back (Ballistic Nylon)
Lower back (Ballistic Nylon)
Seat depth adjustment
Oversize Grande Spider Package
6" Super HD cylinder and glides
(upcharge for casters)

Textile Grade-In

Grade 1 / C.O.M. \$527.04
Grade 2 \$536.64
Grade 3 / Grade-in A \$546.24
Grade 4 / Grade-in B \$555.84

GSA Net \$

Specifications

Overall width 32"
Overall height 49.5" - 59.5"
Back 23.5" w x 20" h
Seat 24" w x 17-19.5" d
Seat height 28" - 34.5"
Travel range (ht.) 4" (back) / 6.5" (seat)
COM 1.5 yds.
Carton weight 57 lbs (box 1) / 18.2 lbs (box 2)
FedEx weight 195 lbs (box 1) / 59 lbs (box 2)
Arms Group 1 (no ETR1)
Warranty 7 year limited

Model

MX87IU



Description

Pneumatic lift
Tilting backrest
EZ back height adjustment
Rocking tilt
Tension knob
Fabric panel back
Trim wide-back design
Seat depth adjustment
Oversize Grande Spider Package
6" Super HD cylinder and glides
(upcharge for casters)

Textile Grade-In

Grade 1 / C.O.M. \$512.16
Grade 2 \$521.76
Grade 3 / Grade-in A \$531.36
Grade 4 / Grade-in B \$540.96
Grade 5 / Grade-in C \$550.56
Grade 6 / Grade-in D \$560.16

GSA Net \$

Specifications

Overall width 32"
Overall height 54.5" - 64.5"
Back 23.5" w x 25" h
Seat 24" w x 17-19.5" d
Seat height 28" - 34.5"
Travel range (ht.) 4" (back) / 6.5" (seat)
COM 2 yds.
Carton weight 62 lbs (box 1) / 18.2 lbs (box 2)
FedEx weight 195 lbs (box 1) / 59 lbs (box 2)
Arms Group 1 (no ETR1)
Warranty 7 year limited

*JR-BN arms (shown here) are not included in GSA Net \$ pricing.

Model

MX87PD



Description

Pneumatic lift
Tilting backrest
EZ back height adjustment
Rocking tilt
Tension knob
Fabric panel back (Ballistic Nylon)
Lower back (Ballistic Nylon)
Seat depth adjustment
Oversize Grande Spider Package
6" Super HD cylinder and glides
(upcharge for casters)

Textile Grade-In

Grade 1 / C.O.M. \$551.04
Grade 2 \$560.64
Grade 3 / Grade-in A \$570.24
Grade 4 / Grade-in B \$579.84

GSA Net \$

Specifications

Overall width 32"
Overall height 54.5" - 64.5"
Back 23.5" w x 25" h
Seat 24" w x 17-19.5" d
Seat height 28" - 34.5"
Travel range (ht.) 4" (back) / 6.5" (seat)
COM 2 yds.
Carton weight 62 lbs (box 1) / 18.2 lbs (box 2)
FedEx weight 195 lbs (box 1) / 59 lbs (box 2)
Arms Group 1 (no ETR1)
Warranty 7 year limited

*JR-BN arms (shown here) are not included in GSA Net \$ pricing.

NOTES:

MXIU/PD stools normally ship in 2 boxes per 1 stool.

Above weights do not include optional arm kits. ; FedEx weight is calculated using FedEx dimensional standards to determine billable weight. ; Pricing and specifications subject to change without notification.

maxwell intensive use 24-7 (MXIU/PD) multi-shift heavy-duty

Please see pages 117 -131 for arm kits, casters, and other options.

average / medium

Model

7878MX



Description

Pneumatic lift
Tilting backrest
EZ back height adjustment
Rocking tilt
Tension knob
Executive trim-back design
Seat depth adjustment
Dual-tone universal soft casters

Textile Grade-In

Grade 1 / C.O.M. \$460.32
Grade 2 \$469.92
Grade 3 / Grade-in A \$479.52
Grade 4 / Grade-in B \$489.12
Grade 5 / Grade-in C \$498.72
Grade 6 / Grade-in D \$508.32

GSA Net \$

Specifications

Overall width 28"
Overall height 42.5" - 50.5"
Back 18" w x 23" h
Seat 24" w x 17-19.5" d
Seat height 18" - 23"
Travel range (ht.) 4" (back) / 5" (seat)
COM 2 yds.
Carton / FedEx wt 68 lbs / 195 lbs
Arms Group 1 (no ETR1)
Warranty 7 year limited

DESIGN STATEMENT Called the "Maxwell" for its MAX-size and WELL-structured construction, these chairs are big in so many aspects. Made of heavy-duty components from top to bottom, these full-size chairs with wide-back comfort and solid design are ideal for users up to 450 pounds.

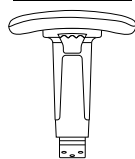
The Maxwell is built to endure, and now redesigned with a tapered top and wide-based back rest to offer the same full support but with a less daunting appearance.

NOTES When upholstered in any Grade 5 ComfortKnit patterns (Solids, Architect, and Myth) MXIU Series back shells are upholstered in a high double-rub black fabric unless otherwise specified.

common options

Common Options for Maxwell Intensive use 24-7

Arms kits




JR-77 (1D Motion) - GSA Net \$: 45.60
Fixed width, height adjustable T-arms with molded arm pads.

For specs and warranty, see page 120.



KR-200 (2D Motion) - GSA Net \$: 52.32
Height and width adjustable, removable T-arms with natural grip control.

For specs and warranty, see page 121.



JR-BN (1D Motion) - GSA Net \$: 123.36
Fixed width T-arms with fold back feature and trigger-style height control with Ballistic Nylon upholstered arm pads.

JR-PD (1D Motion) - GSA Net \$: 123.36
Fixed width T-arms with fold back feature and trigger-style height control with Memosoft arm pads.

For specs and warranty, see page 119.



KR-240M (2D Motion) - GSA Net \$: 64.32
Height and width adjustable, removable T-arms with natural grip control and Memosoft arm pads.

For specs and warranty, see page 121.

features:

Begins @ \$330.24 armless / \$377.28 with OM5 arms (OM5-B)

A "modern classic" ideal for working environments from task to executive suites & boardrooms

"Body-Activated Motion" responds to users' weight without cumbersome tension knob

Proprietary features such as Virtual Pause, Variable Back Response, Waterfall Flex, etc.

Designed by Francisco Romero of Phidesign





OM5 Mid-Back

OM5 series® work chair

DESCRIPTION

- Regular back
- Regular seat (with waterfall flex feature)
- OM5 series® body-activated motion
- Virtual pause/lock
- Polyflex with variable back resistance

Specifications

MODEL	MID-BACK
Overall width	27"
Overall height	37" - 42"
Back	18" w -21 h"
Seat	19.75" w x 17-18.5" d (16"-17.5" d back uph)
Seat height	16 -21"
COM	.75 yd. seat .75 yd. back
Carton weight	64 pounds
FedEx weight	101 pounds
Arms	Optional
Warranty	Lifetime Limited
Weight Rating	300 lbs.

Order your chair worksheet


CATEGORY	CODE	PRICE
1. Model type / color		
2. Arms		
3. Poly-Flex Back		
4. Back Upholstery		
5. Seat Upholstery		
6. Cylinder		
7. Base		
8. Casters		
9. Other options		

Unit Price





+ Number of Chairs

= Total Cost for Chairs

1. Model

FRAME COLOR	CODE	PRICE	
<input type="radio"/> Modern Black	OM5-B	\$330.24	
<input type="radio"/> Palladium Grey	OM5-G	\$368.64	


2. Arms

ARMS	CODE	PRICE	
<input type="radio"/> No Arms	-N	+ \$0	
<input type="radio"/> Fixed Arm Plug** (add -F in front of arm codes below to fix arm ht.)	-F	+ \$2.40	
<input type="radio"/> With height adjustable OM5 Arms	-A	+ \$47.04	
<input type="radio"/> With ht./width, fore/aft, inward pivot Arms. Code: RP45 multi-adjustable	-RP45	+ \$71.04*	
<input type="radio"/> With ht./width, fore/aft, pivot Arms Code: RP50 fully-adjustable	-RP50	+ \$95.04*	
<input type="radio"/> With ht./width, fore/aft, pivot Arms Code: RP65 fully-adjustable, lockable	-RP65	+ \$95.04*	

* GSA Net \$ Prices Include OM5 Arm Frame and respective ArmTop

** Fixed arm height at 8.25" above the seat

3. Polyflex Back

POLYFLEX COLOR	CODE	PRICE	
<input type="radio"/> Modern Black	-PB	+ \$0	
<input type="radio"/> Palladium Grey	-PG	+ \$0	
<input type="radio"/> Arctic White	-PW	+ \$0	

4. Back Upholstery Material

BACK UPHOLSTERY	CODE	PRICE
<input type="radio"/> Not Upholstered	-PF	+ \$0
<input type="radio"/> Zodiac Mesh***	-2300-2310	+ \$24.00
<input type="radio"/> Grade 1 / C.O.M.	-Fabric Color #	+ \$31.68
<input type="radio"/> Grade 2 / Grade-in A	-Fabric Color #	+ \$34.08
<input type="radio"/> Grade 3 / Grade-in B	-Fabric Color #	+ \$36.48
<input type="radio"/> Grade 4 / Grade-in C	-Fabric Color #	+ \$38.88
<input type="radio"/> Grade 5 / Grade-in D	-Fabric Color #	+ \$41.28
<input type="radio"/> Grade 6 / Grade-in E	-Fabric Color #	+ \$43.68
<input type="radio"/> LG1 (Evita) / C.O.L.	-Fabric Color #	+ \$60.00
<input type="radio"/> LG2 (Lena)	-Fabric Color #	+ \$64.80
<input type="radio"/> LG3 (Vulcano)	-Fabric Color #	+ \$64.80
Color#		

***Zodiac Mesh for back only. Not available for upholstered seat.

5. Seat Upholstery Material


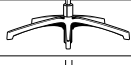

Zodiac Mesh (OM5 Series®) & Neighborhood Collection (Affirm Series) are NOT available for use as seat upholstery.

SEAT UPHOLSTERY	CODE	PRICE
<input type="radio"/> Grade 1 / C.O.M.	-Fabric Color #	+ \$0
<input type="radio"/> Grade 2 / Grade-in A	-Fabric Color #	+ \$4.80
<input type="radio"/> Grade 3 / Grade-in B	-Fabric Color #	+ \$9.60
<input type="radio"/> Grade 4 / Grade-in C	-Fabric Color #	+ \$14.40
<input type="radio"/> Grade 5 / Grade-in D	-Fabric Color #	+ \$19.20
<input type="radio"/> Grade 6 / Grade-in E	-Fabric Color #	+ \$24.00
<input type="radio"/> LG1 (Evita) / C.O.L.	-Fabric Color #	+ \$60.00
<input type="radio"/> LG2 (Lena)	-Fabric Color #	+ \$67.20
<input type="radio"/> LG3 (Vulcano)	-Fabric Color #	+ \$67.20
Color#		

6. Cylinder

CYLINDER STYLES	CODE	PRICE	SEAT HT.
<input type="radio"/> 4" Black (shortest)	see 9. Other Options		14.5"-18.5"
<input type="radio"/> 5" Black (Std: OM5-B)	-OB5	+ \$0	16"-21"
<input type="radio"/> 5" Chrome (Std: OM5-G)	-OC5	+ \$9.60	16"-21"
<input type="radio"/> 5" Black (taller)	-5AF	+ \$0	18"-23"
<input type="radio"/> 6" Black	-6SHD	+ \$19.20	20"-26"
<input type="radio"/> 8" Chrome (must be ordered with GSP base)	-OC8	+ \$0	24"-32"

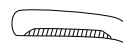

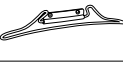
7. Base

BASE STYLES	CODE	PRICE	
<input type="radio"/> Black (Standard on OM5-B)	-B27	+ \$0	
<input type="radio"/> Polished Aluminum (Standard on OM5-G)	-P27	+ \$32.64	
<input type="radio"/> Grande Spider Base (default on -OC8 8" chrome cylinder)	-GSP	+ \$26.67	

8. Casters

CASTER STYLES	CODE	PRICE	
<input type="radio"/> Dual-tone Universal Soft Casters, 65mm	-SC	+ \$0	
<input type="radio"/> Glides	-GLD	+ \$0	
<input type="radio"/> Safety Soft Casters	-SS	+ \$12.00	

9. Other Options

	CODE	PRICE	
<input type="radio"/> Memory Foam Sub-layer	-UPHCFT	+ \$31.68	
<input type="radio"/> Headrest	-HR	+ \$57.12	
<input type="radio"/> Coat Rack	-CTR	+ \$50.40	
<input type="radio"/> TB 133 requires full backrest upholstery	-UPHCA133	+ \$57.12	
<input type="radio"/> Petite Package (black) (4" cylinder, PT78 base & Truly. -BUS casters)	-XSPKG-B	+ \$26.67	
<input type="radio"/> Petite Package (silver) (4" cylinder, MX84 base, Truly. -BUS casters)	-XSPKG-S	+ \$41.07	



OM5-GEX Executive High Back

OM5ex series® executive chair

DESCRIPTION

- Tall back
- Regular seat (with waterfall flex feature)
- OM5 series® body-activated motion
- Virtual pause/lock
- Polyflex with variable back resistance

Specifications

MODEL	EXECUTIVE VERSION
Overall width	27"
Overall height	40" - 45"
Back	18"w - 24.5" h
Seat	19.75" w x 16.5-18" d (17-18" d back uph)
Seat height	16" - 21"
COM	.75 yd. seat 1 yd. back
Carton weight	67 pounds
FedEx weight	195 pounds
Arms	Optional
Warranty	Lifetime Limited
Weight Rating	300 lbs.

Order your chair worksheet

CATEGORY	CODE	PRICE
1. Model type / color		
2. Arms		
3. Poly-Flex Back		
4. Back Upholstery		
5. Seat Upholstery		
6. Cylinder		
7. Base		
8. Casters		
9. Other Options		


Unit Price

+ Number of Chairs

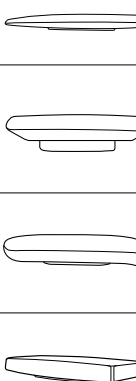

= Total Cost for Chairs

Zodiac Mesh (OM5 Series®) & Neighborhood Collection (Affirm Series) are NOT available for use as seat upholstery.

1. Model


FRAME COLOR	CODE	PRICE	
<input type="radio"/> Modern Black	OM5-BEX	\$349.44	
<input type="radio"/> Palladium Grey	OM5-GEX	\$392.64	

2. Arms

ARMS	CODE	PRICE	
<input type="radio"/> No Arms	-N	+ \$0	
<input type="radio"/> Fixed Arm Plug** (add -F in front of arm codes below to fix arm ht.)	-F	+ \$2.40	
<input type="radio"/> With height adjustable OM5 Arms	-A	+ \$47.04	
<input type="radio"/> With ht./width, fore/aft, inward pivot Arms. Code: RP45 multi-adjustable	-RP45	+ \$71.04*	
<input type="radio"/> With ht./width, fore/aft, pivot Arms Code: RP50 fully-adjustable	-RP50	+ \$95.04*	
<input type="radio"/> With ht./width, fore/aft, pivot Arms Code: RP65 fully-adjustable, lockable	-RP65	+ \$95.04*	

* GSA Net \$ Prices Include OM5 Arm Frame and respective ArmTop
** Fixed arm height at 8.25" above the seat

3. Polyflex Back

POLYFLEX COLOR	CODE	PRICE	
<input type="radio"/> Modern Black	-PBEX	+ \$0	
<input type="radio"/> Palladium Grey	-PGEX	+ \$0	
<input type="radio"/> Arctic White	-PWEX	+ \$0	

4. Back Upholstery Material

BACK UPHOLSTERY	CODE	PRICE
<input type="radio"/> Not Upholstered	-PF	+ \$0
<input type="radio"/> Zodiac Mesh***	-2300-2310	+ \$24.00
<input type="radio"/> Grade 1 / C.O.M.	-Fabric Color #	+ \$31.68
<input type="radio"/> Grade 2 / Grade-in A	-Fabric Color #	+ \$34.08
<input type="radio"/> Grade 3 / Grade-in B	-Fabric Color #	+ \$36.48
<input type="radio"/> Grade 4 / Grade-in C	-Fabric Color #	+ \$38.88
<input type="radio"/> Grade 5 / Grade-in D	-Fabric Color #	+ \$41.28
<input type="radio"/> Grade 6 / Grade-in E	-Fabric Color #	+ \$43.68
<input type="radio"/> LG1 (Evita) / C.O.L.	-Fabric Color #	+ \$64.80
<input type="radio"/> LG2 (Lena)	-Fabric Color #	+ \$69.60
<input type="radio"/> LG3 (Vulcano)	-Fabric Color #	+ \$69.60
Color#		

***Zodiac Mesh for back only. Not available for upholstered seat.

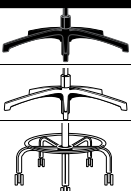
5. Seat Upholstery Material

SEAT UPHOLSTERY	CODE	PRICE
<input type="radio"/> Grade 1 / C.O.M.	-Fabric Color #	+ \$0
<input type="radio"/> Grade 2 / Grade-in A	-Fabric Color #	+ \$4.80
<input type="radio"/> Grade 3 / Grade-in B	-Fabric Color #	+ \$9.60
<input type="radio"/> Grade 4 / Grade-in C	-Fabric Color #	+ \$14.40
<input type="radio"/> Grade 5 / Grade-in D	-Fabric Color #	+ \$19.20
<input type="radio"/> Grade 6 / Grade-in E	-Fabric Color #	+ \$24.00
<input type="radio"/> LG1 (Evita) / C.O.L.	-Fabric Color #	+ \$60.00
<input type="radio"/> LG2 (Lena)	-Fabric Color #	+ \$67.20
<input type="radio"/> LG3 (Vulcano)	-Fabric Color #	+ \$67.20
Color#		

6. Cylinder

CYLINDER STYLES	CODE	PRICE	SEAT HT.
<input type="radio"/> 4" Black (shortest)	see 9. Other Options		14.5"-18.5"
<input type="radio"/> 5" Black (Standard on OM5-BEX)	-OB5	+ \$0	16"-21"
<input type="radio"/> 5" Chrome (Standard on OM5-GEX)	-OC5	+ \$9.60	16"-21"
<input type="radio"/> 5" Black (taller)	-5AF	+ \$0	18"-23"
<input type="radio"/> 6" Black	-6SHD	+ \$19.20	20"-26"
<input type="radio"/> 8" Chrome (must be ordered with GSP base)	-OC8	+ \$0	24"-32"

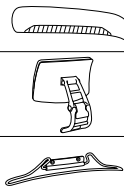
7. Base

BASE STYLES	CODE	PRICE	
<input type="radio"/> Black (Standard on OM5-BEX)	-B27	+ \$0	
<input type="radio"/> Polished Aluminum (Standard on OM5-GEX)	-P27	+ \$32.64	
<input type="radio"/> Grande Spider Base (default on OC8 8" chrome cylinder)	-GSP	+ \$26.67	

8. Casters

CASTER STYLES	CODE	PRICE	
<input type="radio"/> Dual-tone Universal Soft Casters, 65mm	-SC	+ \$0	
<input type="radio"/> Glides	-GLD	+ \$0	
<input type="radio"/> Safety Soft Casters	-SS	+ \$12.00	

9. Other Options

	CODE	PRICE	
<input type="radio"/> Memory Foam Sub-layer	-UPHCFT	+ \$31.68	
<input type="radio"/> Headrest	-HR	+ \$57.12	
<input type="radio"/> Coat Rack	-CTR	+ \$50.40	
<input type="radio"/> TB 133 requires full backrest upholstery	-UPHCA133	+ \$57.12	
<input type="radio"/> Petite Package (black) (4" cylinder, PT78 base & Truly. -BUS casters)	-XSPKG-B	+ \$26.67	
<input type="radio"/> Petite Package (silver) (4" cylinder, MX84 base & Truly. -BUS casters)	-XSPKG-S	+ \$41.07	



OM5-BXT Xtra Tall

OM5xt series® Xtra tall chair

DESCRIPTION

- Tall back
- Deep seat
- Xtra Tall 5-star base
- OM5 series® body-activated motion
- Virtual pause/lock
- Polyflex with variable back resistance

Specifications

MODEL	XTRA TALL
Overall width	28"
Overall height	40.5" - 45.5"
Back	18" w - 24.5" h
Seat	19.75" w x 21" d (20.5" d back uph)
Seat height	19" - 24"
COM	1 yd. seat 1 yd. back
Carton weight	69 pounds
FedEx weight	195 pounds
Arms	Optional
Warranty	Lifetime Limited
Weight Rating	300 lbs.

Order your chair worksheet

CATEGORY	CODE	PRICE
1. Model type / color		
2. Arms		
3. Poly-Flex Back		
4. Back Upholstery		
5. Seat Upholstery		
6. Cylinder		
7. Base		
8. Casters		
9. Other Options		

Unit Price

+ Number of Chairs

= Total Cost for Chairs

1. Model

FRAME COLOR	CODE	PRICE
<input type="radio"/> Modern Black	OM5-BXT	\$359.04
<input type="radio"/> Palladium Grey	OM5-GXT	\$412.80



2. Arms

ARMS	CODE	PRICE
<input type="radio"/> No Arms	-N	+ \$0
<input type="radio"/> Fixed Arm Plug** (add -F in front of arm codes below to fix arm ht.)	-F	+ \$2.40
<input type="radio"/> With height adjustable OM5 Arms	-A	+ \$47.04
<input type="radio"/> With ht./width, fore/aft, inward pivot Arms. Code: RP45 multi-adjustable	-RP45	+ \$71.04*
<input type="radio"/> With ht./width, fore/aft, pivot Arms Code: RP50 fully-adjustable	-RP50	+ \$95.04*
<input type="radio"/> With ht./width, fore/aft, pivot Arms Code: RP65 fully-adjustable, lockable	-RP65	+ \$95.04*

* GSA Net \$ Prices Include OM5 Arm Frame and respective Arm Top

** Fixed arm height at 8.25" above the seat

3. Polyflex Back

POLYFLEX COLOR	CODE	PRICE
<input type="radio"/> Modern Black	-PBXT	+ \$0
<input type="radio"/> Palladium Grey	-PGXT	+ \$0
<input type="radio"/> Arctic White	-PWXT	+ \$0



4. Back Upholstery Material

BACK UPHOLSTERY	CODE	PRICE
<input type="radio"/> Not Upholstered	-PF	+ \$0
<input type="radio"/> Zodiac Mesh***	-2300-2310	+ \$24.00
<input type="radio"/> Grade 1 / C.O.M.	-Fabric Color #	+ \$31.68
<input type="radio"/> Grade 2 / Grade-in A	-Fabric Color #	+ \$34.08
<input type="radio"/> Grade 3 / Grade-in B	-Fabric Color #	+ \$36.48
<input type="radio"/> Grade 4 / Grade-in C	-Fabric Color #	+ \$38.88
<input type="radio"/> Grade 5 / Grade-in D	-Fabric Color #	+ \$41.28
<input type="radio"/> Grade 6 / Grade-in E	-Fabric Color #	+ \$43.68
<input type="radio"/> LG1 (Evita) / C.O.L.	-Fabric Color #	+ \$64.80
<input type="radio"/> LG2 (Lena)	-Fabric Color #	+ \$69.60
<input type="radio"/> LG3 (Vulcano)	-Fabric Color #	+ \$69.60
Color#		

***Zodiac Mesh for back only. Not available for upholstered seat.

5. Seat Upholstery Material

Zodiac Mesh (OM5 Series®) & Neighborhood Collection (Affirm Series) are NOT available for use as seat upholstery.

SEAT UPHOLSTERY	CODE	PRICE
<input type="radio"/> Grade 1 / C.O.M.	-Fabric Color #	+ \$0
<input type="radio"/> Grade 2 / Grade-in A	-Fabric Color #	+ \$4.80
<input type="radio"/> Grade 3 / Grade-in B	-Fabric Color #	+ \$9.60
<input type="radio"/> Grade 4 / Grade-in C	-Fabric Color #	+ \$14.40
<input type="radio"/> Grade 5 / Grade-in D	-Fabric Color #	+ \$19.20
<input type="radio"/> Grade 6 / Grade-in E	-Fabric Color #	+ \$24.00
<input type="radio"/> LG1 (Evita) / C.O.L.	-Fabric Color #	+ \$67.20
<input type="radio"/> LG2 (Lena)	-Fabric Color #	+ \$74.40
<input type="radio"/> LG3 (Vulcano)	-Fabric Color #	+ \$74.40
Color#		

6. Cylinder

CYLINDER STYLES	CODE	PRICE
<input type="radio"/> 5" Black (Standard on OM5-BXT)	-OB5	+ \$0
<input type="radio"/> 5" Chrome (Standard on OM5-GXT)	-OC5	+ \$9.60
<input type="radio"/> 8" Chrome (must be ordered with GSP base)	-OC8	+ \$0



7. Base

BASE STYLES	CODE	PRICE
<input type="radio"/> Black (Standard on OM5-BXT)	-B28	+ \$0
<input type="radio"/> Polished Aluminum (Standard on OM5-GXT)	-P28	+ \$32.64
<input type="radio"/> Grande Spider Base (default on OC8 8" chrome cylinder)	-GSP	+ \$26.67



8. Casters

CASTER STYLES	CODE	PRICE
<input type="radio"/> Dual-tone Universal Soft Casters, 65mm	-SC	+ \$0
<input type="radio"/> Glides	-GLD	+ \$0
<input type="radio"/> Safety Soft Casters	-SS	+ \$12.00
<input type="radio"/> Rev. Braking Casters	-REV	+ \$16.80



9. Other Options

	CODE	PRICE
<input type="radio"/> Memory Foam Sub-layer	-UPHCFT	+ \$31.68
<input type="radio"/> Headrest	-HR	+ \$57.12
<input type="radio"/> Coat Rack	-CTR	+ \$50.40
<input type="radio"/> TB 133 requires full backrest upholstery	-UPHCA133	+ \$57.12



features:

Begins @ \$245.28 armless / \$297.60 with KR-200 arms (PT62)

PTxx – Value-oriented and fully loaded ergonomic series

7xxx – A more executive look (upholstered outer backshells and executive styling)

Timeless design allows for this long-lasting series to stay current no matter the environment

Wide range of size options within the series to fit any user “big” to “small”

Most models standard with adjustable lumbar, seat depth & independently adjustable back/seat



paramount series (PT)

value line | general office

Please see pages 59, 117 -131 for arm kits, casters, and other options.

small / petite

Model	Description	Value Line	Textile Grade-In	GSA Net \$	Specifications
PT62	Pneumatic lift		Grade 1 / C.O.M.	\$245.28	Overall width 25"
	Tilting backrest		Grade 2 / Grade-in A	\$254.88	Overall height 32.5" - 38.5"
	EZ back height adjustment		Grade 3 / Grade-in B	\$264.48	Back 17" w x 16" h
	Rocking tilt		Grade 4 / Grade-in C	\$274.08	Seat 19" w x 16-19.1" d
	Seat tilting		Grade 5 / Grade-in D	\$283.68	Seat height 15.5" - 19.5"
	Seat depth adjustment		Grade 6 / Grade-in E	\$293.28	Travel range (ht.) 4" (back) / 4" (seat)
	Forward tilting		LG1 (Evita) / C.O.L.	\$346.08	COM 1 yd.
	Tension knob		LG2 (Lena)	\$358.08	Carton / FedEx wt 54 lbs / 101 lbs
	Extra-low cylinder		LG3 (Vulcano)	\$370.08	Arms Group 1 & 4
					Warranty 12 year limited



300
POUNDS
CAPACITY

Model	Description	Value Line	Textile Grade-In	GSA Net \$	Specifications
PT69	Pneumatic lift		Grade 1 / C.O.M.	\$278.88	Overall width 25"
	Tilting backrest		Grade 2 / Grade-in A	\$288.48	Overall height 40" - 49"
	EZ back height adjustment		Grade 3 / Grade-in B	\$298.08	Back 17" w x 22" h
	Rocking tilt		Grade 4 / Grade-in C	\$307.68	Seat 19" w x 15.5-18.6" d
	Seat tilting		Grade 5 / Grade-in D	\$317.28	Seat height 17" - 22"
	Seat depth adjustment		Grade 6 / Grade-in E	\$326.88	Travel range (ht.) 4" (back) / 5" (seat)
	Adjustable lumbar		LG1 (Evita) / C.O.L.	\$386.88	COM 1 yd.
	Forward tilting		LG2 (Lena)	\$398.88	Carton / FedEx wt 58 lbs / 101 lbs
	Tension knob		LG3 (Vulcano)	\$410.88	Arms Group 1 & 4
					Warranty 12 year limited



300
POUNDS
CAPACITY

Model	Description	Value Line	Textile Grade-In	GSA Net \$	Specifications
PT69-RV	Pneumatic lift		Grade 1 / C.O.M.	\$293.28	Overall width 25"
	EZ back height adjustment		Grade 2 / Grade-in A	\$302.88	Overall height 40" - 49"
	5-stage locking tilt		Grade 3 / Grade-in B	\$312.48	Back 17" w x 22" h
	Synchronous seat/back tilt		Grade 4 / Grade-in C	\$322.08	Seat 19" w x 15.5-18" d
	Seat depth adjustment		Grade 5 / Grade-in D	\$331.68	Seat height 17" - 22"
	Adjustable lumbar		Grade 6 / Grade-in E	\$341.28	Travel range (ht.) 4" (back) / 5" (seat)
	Independent back tilt		LG1 (Evita) / C.O.L.	\$401.28	COM 1 yd.
	Side-mounted tension knob		LG2 (Lena)	\$413.28	Carton / FedEx wt 58 lbs / 101 lbs
			LG3 (Vulcano)	\$425.28	Arms Group 1 & 4
					Warranty 12 year limited



300
POUNDS
CAPACITY

Model

PT72N

300
POUNDS
CAPACITY**Description**

Value Line

Pneumatic lift
Tilting backrest
EZ back height adjustment
Rocking tilt
Seat tilting
Seat depth adjustment
Infinite forward tilting
Tension knob

Textile Grade-In**GSA Net \$**

Grade 1 / C.O.M. \$247.20
Grade 2 / Grade-in A \$256.80
Grade 3 / Grade-in B \$266.40
Grade 4 / Grade-in C \$276.00
Grade 5 / Grade-in D \$285.60
Grade 6 / Grade-in E \$295.20
LG1 (Evita) / C.O.L. \$355.20
LG2 (Lena) \$367.20
LG3 (Vulcano) \$379.20

Specifications

Overall width 27"
Overall height 35" - 44"
Back 17" w x 18" h
Seat 20" w x 17-20.1" d
Seat height 17" - 22"
Travel range (ht.) 4" (back) / 5" (seat)
COM 1 yd.
Carton / FedEx wt 45 lbs / 101 lbs
Arms Group 1 & 4
Warranty 12 year limited

Model

PT74

300
POUNDS
CAPACITY**Description**

Value Line

Pneumatic lift
Tilting backrest
EZ back height adjustment
Rocking tilt
Seat tilting
Seat depth adjustment
Adjustable lumbar
Forward tilting
Tension knob

Textile Grade-In**GSA Net \$**

Grade 1 / C.O.M. \$281.28
Grade 2 / Grade-in A \$290.88
Grade 3 / Grade-in B \$300.48
Grade 4 / Grade-in C \$310.08
Grade 5 / Grade-in D \$319.68
Grade 6 / Grade-in E \$329.28
LG1 (Evita) / C.O.L. \$389.28
LG2 (Lena) \$401.28
LG3 (Vulcano) \$413.28

Specifications

Overall width 27"
Overall height 35" - 44"
Back 17" w x 18" h
Seat 20" w x 17-20.1" d
Seat height 17" - 22"
Travel range (ht.) 4" (back) / 5" (seat)
COM 1 yd.
Carton / FedEx wt 53 lbs / 101 lbs
Arms Group 1 & 4
Warranty 12 year limited

Model

PT74-RV

300
POUNDS
CAPACITY**Description**

Value Line

Pneumatic lift
EZ back height adjustment
5-stage locking tilt
Synchronous seat/back tilt
Seat depth adjustment
Adjustable lumbar
Independent back tilt
Side-mounted tension knob

Textile Grade-In**GSA Net \$**

Grade 1 / C.O.M. \$295.68
Grade 2 / Grade-in A \$305.28
Grade 3 / Grade-in B \$314.88
Grade 4 / Grade-in C \$324.48
Grade 5 / Grade-in D \$334.08
Grade 6 / Grade-in E \$343.68
LG1 (Evita) / C.O.L. \$403.68
LG2 (Lena) \$415.68
LG3 (Vulcano) \$427.68

Specifications

Overall width 27"
Overall height 35" - 44"
Back 17" w x 18" h
Seat 20" w x 17-19.5" d
Seat height 17" - 22"
Travel range (ht.) 4" (back) / 5" (seat)
COM 1 yd.
Carton / FedEx wt 53 lbs / 101 lbs
Arms Group 1 & 4
Warranty 12 year limited

paramount series (PT)

value line | general office

Please see pages 59, 117 -131 for arm kits, casters, and other options.

large / xtra tall

Model

PT76N



300
POUNDS
CAPACITY

Description

Value Line

Pneumatic lift
Tilting backrest
EZ back height adjustment
Rocking tilt
Seat tilting
Seat depth adjustment
Infinite forward tilting
Tension knob

Textile Grade-In

Grade 1 / C.O.M.
Grade 2 / Grade-in A
Grade 3 / Grade-in B
Grade 4 / Grade-in C
Grade 5 / Grade-in D
Grade 6 / Grade-in E
LG1 (Evita) / C.O.L.
LG2 (Lena)
LG3 (Vulcano)

GSA Net \$

\$273.60
\$283.20
\$292.80
\$302.40
\$312.00
\$321.60
\$381.60
\$393.60
\$405.60

Specifications

Overall width 27"
Overall height 37.5" - 46.5"
Back 19.5" w x 22" h
Seat 21" w x 18-21.1" d
Seat height 17" - 22"
Travel range (ht.) 4" (back) / 5" (seat)
COM 1.5 yds.
Carton / FedEx wt 50 lbs / 101 lbs
Arms Group 1 & 4
Warranty 12 year limited

Model

PT78



300
POUNDS
CAPACITY

Description

Value Line

Pneumatic lift
Tilting backrest
EZ back height adjustment
Rocking tilt
Seat tilting
Seat depth adjustment
Adjustable lumbar
Forward tilting
Tension knob

Textile Grade-In

Grade 1 / C.O.M.
Grade 2 / Grade-in A
Grade 3 / Grade-in B
Grade 4 / Grade-in C
Grade 5 / Grade-in D
Grade 6 / Grade-in E
LG1 (Evita) / C.O.L.
LG2 (Lena)
LG3 (Vulcano)

GSA Net \$

\$307.68
\$317.28
\$326.88
\$336.48
\$346.08
\$355.68
\$415.68
\$427.68
\$439.68

Specifications

Overall width 27"
Overall height 40" - 48"
Back 19.5" w x 22" h
Seat 21" w x 18-21.1" d
Seat height 17" - 22"
Travel range (ht.) 4" (back) / 5" (seat)
COM 1.5 yds.
Carton / FedEx wt 57 lbs / 101 lbs
Arms Group 1 & 4
Warranty 12 year limited

Model

PT78-RV



300
POUNDS
CAPACITY

Description

Value Line

Pneumatic lift
EZ back height adjustment
5-stage locking tilt
Synchronous seat/back tilt
Seat depth adjustment
Adjustable lumbar
Independent back tilt
Side-mounted tension knob

Textile Grade-In

Grade 1 / C.O.M.
Grade 2 / Grade-in A
Grade 3 / Grade-in B
Grade 4 / Grade-in C
Grade 5 / Grade-in D
Grade 6 / Grade-in E
LG1 (Evita) / C.O.L.
LG2 (Lena)
LG3 (Vulcano)

GSA Net \$

\$322.08
\$331.68
\$341.28
\$350.88
\$360.48
\$370.08
\$430.08
\$442.08
\$454.08

Specifications

Overall width 27"
Overall height 40" - 48"
Back 19.5" w x 22" h
Seat 21" w x 18-20.5" d
Seat height 17" - 22"
Travel range (ht.) 4" (back) / 5" (seat)
COM 1.5 yds.
Carton / FedEx wt 57 lbs / 101 lbs
Arms Group 1 & 4
Warranty 12 year limited

Model

PT79



300
POUNDS
CAPACITY

Description

Value Line

Pneumatic lift
Tilting backrest
EZ back height adjustment
Rocking tilt
Seat tilting
Seat depth adjustment
Adjustable lumbar
Forward tilting
Tension knob

Textile Grade-In

Grade 1 / C.O.M.
Grade 2
Grade 3 / Grade-in A
Grade 4 / Grade-in B
Grade 5 / Grade-in C
Grade 6 / Grade-in D
LG1 (Evita) / C.O.L.
LG2 (Lena)
LG3 (Vulcano)

GSA Net \$

\$331.68
\$341.28
\$350.88
\$360.48
\$370.08
\$379.68
\$463.68
\$475.68
\$487.68



Specifications



Overall width 27"
Overall height 46" - 55"
Back 19.5" w x 28" h
Seat 21" w x 18-21.1" d
Seat height 17" - 22"
Travel range (ht.) 4" (back) / 5" (seat)
COM 1.5 yds.
Carton / FedEx wt 63 lbs / 195 lbs
Arms Group 1 & 4
Warranty 12 year limited



paramount series (PT)

Please see pages 59, 117 - 131 for arm kits, casters, and other options.

large / xtra tall

Model	Description	Textile Grade-In	GSA Net \$	Specifications
PTYM  FedEx Ground oversize 	Pneumatic lift	Grade 1 / C.O.M.	\$456.48	Overall width 28"
	Tilting backrest	Grade 2	\$466.08	Overall height 41" - 51"
	EZ back height adjustment	Grade 3 / Grade-in A	\$475.68	Back 19.5" w x 22" h
	Rocking tilt	Grade 4 / Grade-in B	\$485.28	Seat 23.5" w x 20.5" - 23" d
	Seat tilting	Grade 5 / Grade-in C	\$494.88	Seat height 19" - 25"
	Seat depth adjustment	Grade 6 / Grade-in D	\$504.48	Travel range (ht.) 4" (back) / 6" (seat)
	Adjustable lumbar	LG1 (Evita) / C.O.L.	\$588.48	COM 1.5 yds.
	Forward tilting	LG2 (Lena)	\$600.48	Carton / FedEx wt 60 lbs / 195 lbs
	Tension knob	LG3 (Vulcano)	\$612.48	Arms Group 1 & 4
	Memory foam in seat			Warranty 12 year limited
	Dual-tone universal soft casters			

Model	Description	Textile Grade-In	GSA Net \$	Specifications
PTYM-RV  FedEx Ground oversize 	Pneumatic lift	Grade 1 / C.O.M.	\$470.88	Overall width 28"
	EZ back height adjustment	Grade 2	\$480.48	Overall height 47" - 58"
	5-stage locking tilt	Grade 3 / Grade-in A	\$490.08	Back 19.5" w x 22" h
	Synchronous seat/back tilt	Grade 4 / Grade-in B	\$499.68	Seat 23.5" w x 21.5-24" d
	Seat depth adjustment	Grade 5 / Grade-in C	\$509.28	Seat height 19" - 25"
	Adjustable lumbar	Grade 6 / Grade-in D	\$518.88	Travel range (ht.) 4" (back) / 6" (seat)
	Independent back tilt	LG1 (Evita) / C.O.L.	\$602.88	COM 1.5 yds.
	Side-mounted tension knob	LG2 (Lena)	\$614.88	Carton / FedEx wt 60 lbs / 195 lbs
	Memory foam in seat	LG3 (Vulcano)	\$626.88	Arms Group 1 & 4
	Dual-tone universal soft casters			Warranty 12 year limited

Model	Description	Textile Grade-In	GSA Net \$	Specifications
PTYM-XT  FedEx Ground oversize 	Pneumatic lift	Grade 1 / C.O.M.	\$477.60	Overall width 28"
	Tilting backrest (PT79 size)	Grade 2	\$489.60	Overall height 47" - 51"
	EZ back height adjustment	Grade 3 / Grade-in A	\$501.60	Back 19.5" w x 28" h
	Rocking tilt	Grade 4 / Grade-in B	\$513.60	Seat 23.5" w x 20.5-23.6" d
	Seat tilting	Grade 5 / Grade-in C	\$525.60	Seat height 19" - 25"
	Seat depth adjustment	Grade 6 / Grade-in D	\$537.60	Travel range (ht.) 4" (back) / 6" (seat)
	Adjustable lumbar	LG1 (Evita) / C.O.L.	\$621.60	COM 1.5 yds.
	Forward tilting	LG2 (Lena)	\$633.60	Carton / FedEx wt 60 lbs / 195 lbs
	Tension knob	LG3 (Vulcano)	\$645.60	Arms Group 1 & 4
	Memory foam in seat			Warranty 12 year limited
	Dual-tone universal soft casters			

paramount series (PT)

Please see page 131 for some relevant options.

value line | general office

guest chairs / nesting

Model	Description	Value Line	Textile Grade-In	GSA Net \$	Specifications
PT70N	Convenient nesting chair design		Grade 1 / C.O.M.	\$168.00	Overall width 24"
	Upholstered backrest		Grade 2 / Grade-in A	\$177.60	Overall height 39" (fixed)
	Fixed arms standard		Grade 3 / Grade-in B	\$187.20	Back 17" w x 18" h
	Black Powdercoat frame (standard)		Grade 4 / Grade-in C	\$196.80	Seat 18.5" w x 18.5" d
	Silver Powdercoat frame (option)		Grade 5 / Grade-in D	\$206.40	Seat height 18" (fixed)
			Grade 6 / Grade-in E	\$216.00	COM 1 yd.
			LG1 (Evita) / C.O.L.	\$276.00	Carton weight 40 pounds
			LG2 (Lena)	\$288.00	FedEx weight 85 pounds
			LG3 (Vulcano)	\$300.00	Arms Included
			Ships with back detached.		Warranty 12 year limited



No upcharge for Silver frame option
Add -SLR after model #

Model	Description	Value Line	Textile Grade-In	GSA Net \$	Specifications
PT71N	Convenient nesting chair design		Grade 1 / C.O.M.	\$166.56	Overall width 22.5"
	Upholstered backrest		Grade 2 / Grade-in A	\$176.16	Overall height 39" (fixed)
	Armless		Grade 3 / Grade-in B	\$185.76	Back 17" w x 18" h
	Black Powdercoat frame (standard)		Grade 4 / Grade-in C	\$195.36	Seat 18.5" w x 18.5" d
	Silver Powdercoat frame (option)		Grade 5 / Grade-in D	\$204.96	Seat height 18" (fixed)
			Grade 6 / Grade-in E	\$214.56	COM 1 yd.
			LG1 (Evita) / C.O.L.	\$274.56	Carton weight 40 pounds
			LG2 (Lena)	\$286.56	FedEx weight 85 pounds
			LG3 (Vulcano)	\$298.56	Arms none
			Ships with back detached.		Warranty 12 year limited



No upcharge for Silver frame option
Add -SLR after model #

Model	Description	Value Line	Textile Grade-In	GSA Net \$	Specifications
PT74S	Cantilever Sled base		Grade 1 / C.O.M.	\$132.48	Overall width 20"
	Armless		Grade 2 / Grade-in A	\$142.08	Overall height 38" (fixed)
			Grade 3 / Grade-in B	\$151.68	Back 17" w x 18" h
			Grade 4 / Grade-in C	\$161.28	Seat 19" w x 19" d
			Grade 5 / Grade-in D	\$170.88	Seat height 18" (fixed)
			Grade 6 / Grade-in E	\$180.48	COM 1 yd.
			LG1 (Evita) / C.O.L.	\$240.48	Carton weight 35 pounds
			LG2 (Lena)	\$252.48	FedEx weight 68 pounds
			LG3 (Vulcano)	\$264.48	Arms Group 1 & 4
					Warranty 12 year limited



300
POUNDS
CAPACITY

Model	Description	Value Line	Textile Grade-In	GSA Net \$	Specifications
PT76S	Cantilever Sled base		Grade 1 / C.O.M.	\$125.76	Overall width 24"
	Armless		Grade 2 / Grade-in A	\$135.36	Overall height 41" (fixed)
			Grade 3 / Grade-in B	\$144.96	Back 19" w x 21" h
			Grade 4 / Grade-in C	\$154.56	Seat 20" w x 20" d
			Grade 5 / Grade-in D	\$164.16	Seat height 18" (fixed)
			Grade 6 / Grade-in E	\$173.76	COM 1.5 yds.
			LG1 (Evita) / C.O.L.	\$233.76	Carton weight 41 pounds
			LG2 (Lena)	\$245.76	FedEx weight 100 pounds
			LG3 (Vulcano)	\$257.76	Arms Group 1 & 4
					Warranty 12 year limited



500
POUNDS
CAPACITY






Model	Description	Value Line	Textile Grade-In	GSA Net \$	Specifications
PT78S	Cantilever Sled base		Grade 1 / C.O.M.	\$144.96	Overall width 24"
	Standard closed loop arms		Grade 2 / Grade-in A	\$154.56	Overall height 41" (fixed)
			Grade 3 / Grade-in B	\$164.16	Back 19" w x 21" h
			Grade 4 / Grade-in C	\$173.76	Seat 20" w x 20" d
			Grade 5 / Grade-in D	\$183.36	Seat height 18" (fixed)
			Grade 6 / Grade-in E	\$192.96	COM 1.5 yds.
			LG1 (Evita) / C.O.L.	\$252.96	Carton weight 41 pounds
			LG2 (Lena)	\$264.96	FedEx weight 100 pounds
			LG3 (Vulcano)	\$276.96	Arms Included
					Warranty 12 year limited



300
POUNDS
CAPACITY

Note: Arms cannot be removed.

Suggested Options for Paramount Series (PT)

Arms kits 	KR-200 (2D Motion) - GSA Net \$: 52.32 Height and width adjustable, removable T-arms with natural grip control. For specs. and warranty, see page 121.	 JR-69 (4D Motion) - GSA Net \$: 89.28 Height and width adjustable, forward slanting T-arm with soft touch width adjustment trigger, lockable arm top, fore-aft, side-side, pivoting arm top (RP-65). For specs. and warranty, see page 122.
	 KR-300 (2D Motion) - GSA Net \$: 64.32 Height and width adjustable, removable T-arms with natural grip control. For specs. and warranty, see page 121.	 KR-25 (1D Motion) - GSA Net \$: 31.20 Fixed width, height adjustable T-arms featuring natural grip control. For specs. and warranty, see page 120.
	 KR-445 (4D Motion) - GSA Net \$: 84.00 Height and width adjustable, removable T-arms with fore-aft, side-side, and inward pivoting arm top (RP-45). For specs. and warranty, see page 122.	

paramount series (7xxx)

general office

Please see pages 61, 117 -131 for arm kits, casters, and other options.

average / medium

Model

7770



300
POUNDS
CAPACITY

Description

Pneumatic lift
EZ back height adjustment
Tilting backrest
Tilting seat
Seat depth adjustment
Swivel/rocking tilt
Tension knob
Fabric panel back
Tilt lock at any angle

Textile Grade-In

Grade 1 / C.O.M.
Grade 2
Grade 3 / Grade-in A
Grade 4 / Grade-in B
Grade 5 / Grade-in C
Grade 6 / Grade-in D
LG1 (Evita) / C.O.L.
LG2 (Lena)
LG3 (Vulcano)

GSA Net \$

\$271.20
\$280.80
\$290.40
\$300.00
\$309.60
\$319.20
\$396.00
\$408.00
\$420.00

Specifications

Overall width 27"
Overall height 39" - 48"
Back 18" w x 21" h
Seat 20" w x 17.5-20.6" d
Seat height 17" - 22"
Travel range (ht.) 4" (back) / 5" (seat)
COM 1.5 yds.
Carton / FedEx wt 45 lbs / 101 lbs
Arms Group 1 & 4
Warranty 12 year limited

Model

7780



300
POUNDS
CAPACITY

Description

Pneumatic lift
EZ back height adjustment
Tilting backrest
Tilting seat
Seat depth adjustment
Swivel/rocking tilt
Tension knob
Fabric panel back
Tilt lock at any angle
Adjustable lumbar

Textile Grade-In

Grade 1 / C.O.M.
Grade 2
Grade 3 / Grade-in A
Grade 4 / Grade-in B
Grade 5 / Grade-in C
Grade 6 / Grade-in D
LG1 (Evita) / C.O.L.
LG2 (Lena)
LG3 (Vulcano)

GSA Net \$

\$300.00
\$309.60
\$319.20
\$328.80
\$338.40
\$348.00
\$424.80
\$436.80
\$448.80

Specifications

Overall width 27"
Overall height 39" - 48"
Back 18" w x 21" h
Seat 20" w x 17.5-20.6" d
Seat height 17" - 22"
Travel range (ht.) 4" (back) / 5" (seat)
COM 1.5 yds.
Carton / FedEx wt 48 lbs / 101 lbs
Arms Group 1 & 4
Warranty 12 year limited

NOTES When upholstered in any Grade 5 patterns (Solids, Architext, and Myth) Paramount Series back shells are upholstered in a high double-rub black fabric unless otherwise specified (for matching ComfortKnit backshell upholstery see page 131 for pricing: UPHDUB-T).

Model

7878

300
POUNDS
CAPACITY**Description**

Pneumatic lift
EZ back height adjustment
Tilting backrest
Tilting seat
Seat depth adjustment
Adjustable lumbar
Swivel/rocking tilt
Forward tilting
Tension knob
DCS seat

DCS TECHNOLOGY

Textile Grade-In

Grade 1 / C.O.M. \$343.20
Grade 2 \$352.80
Grade 3 / Grade-in A \$362.40
Grade 4 / Grade-in B \$372.00
Grade 5 / Grade-in C \$381.60
Grade 6 / Grade-in D \$391.20
LG1 (Evita) / C.O.L. \$475.20
LG2 (Lena) \$487.20
LG3 (Vulcano) \$499.20

GSA Net \$**Specifications**

Overall width 27"
Overall height 40" - 49"
Back 18" w x 23" h
Seat 21" w x 18-21.1" d
Seat height 17" - 22"
Travel range (ht.) 4" (back) / 5" (seat)
COM 1.5 yds.
Carton / FedEx wt 55 lbs / 101 lbs
Arms Group 1 & 4
Warranty 12 year limited

Model

7893

300
POUNDS
CAPACITY**Description**

Pneumatic lift
EZ back height adjustment
Tilting backrest
Tilting seat
Seat depth adjustment
Fabric panel back
Forward tilting
Tension knob

Textile Grade-In

Grade 1 / C.O.M. \$300.00
Grade 2 \$309.60
Grade 3 / Grade-in A \$319.20
Grade 4 / Grade-in B \$328.80
Grade 5 / Grade-in C \$338.40
Grade 6 / Grade-in D \$348.00
LG1 (Evita) / C.O.L. \$424.80
LG2 (Lena) \$436.80
LG3 (Vulcano) \$448.80

GSA Net \$**Specifications**

Overall width 27"
Overall height 38" - 47"
Back 20" w x 26" h
Seat 20.5" w x 18-20" d
Seat height 17" - 22"
Travel range (ht.) 4" (back) / 5" (seat)
COM 2 yds.
Carton / FedEx wt 54 lbs / 101 lbs
Arms Group 1 & 4
Warranty 12 year limited

Model

7897

300
POUNDS
CAPACITY**Description**

Pneumatic lift
EZ back height adjustment
Tilting backrest
Tilting seat
3-way adjustable headrest
Forward tilting
Fabric panel back
Tension knob
Seat depth adjustment

Textile Grade-In

Grade 1 / C.O.M. \$328.80
Grade 2 \$338.40
Grade 3 / Grade-in A \$348.00
Grade 4 / Grade-in B \$357.60
Grade 5 / Grade-in C \$367.20
Grade 6 / Grade-in D \$376.80
LG1 (Evita) / C.O.L. \$453.60
LG2 (Lena) \$465.60
LG3 (Vulcano) \$477.60

GSA Net \$**Specifications**

Overall width 27"
Overall height 38" - 56"
Back 20" w x 26" h
Seat 20.5" w x 18-20" d
Seat height 17" - 22"
Travel range (ht.) 4" (back) / 5" (seat)
COM 2 yds.
Carton / FedEx wt 59 lbs / 101 lbs
Arms Group 1 & 4
Warranty 12 year limited

Suggested Options for Paramount Series**Arms kits**

JR-39M (2D Motion) - GSA Net \$: 76.32
Height and width adjustable forward slanting
T-arms with soft touch width adjustment trigger and
Memosoft arm pads.

For specs. and warranty, see page 121.



JR-49 (4D Motion) - GSA Net \$: 89.28
Height and width adjustable, forward slanting
T-arms with soft touch width adjustment trigger,
fore-aft, side-side and inward pivoting arm top
(RP-45).

For specs. and warranty, see page 122.



KR-445 (4D Motion) - GSA Net \$: 84.00
Height and width adjustable, removable T-arms
with fore-aft, side-side, and inward pivoting arm top
(RP-45).

For specs. and warranty, see page 122.



JR-69 (4D Motion) - GSA Net \$: 89.28
Height and width adjustable, forward slanting
T-arm with soft touch width adjustment trigger,
lockable arm top, fore-aft, side-side, pivoting
arm top (RP-65).

For specs. and warranty, see page 122.

features:

Begins @ \$180 armless / \$232.32 with KR-200 arms (PA53)

PA5x, -6x – Popular, simple task chairs good for anyplace that work could happen!

PC5x – Full-featured office and work chairs with a full range of ergonomic adjustments

Wide range of size options within the series to fit any user “big” to “small”



patriot series (PA)

Please see pages 67, 117 -131 for arm kits, casters, and other options.

value line | general office

small / petite

Model

PA53



Description

Value Line

Pneumatic lift
Tilting backrest
EZ back height adjustment
Seat tilting
Seat depth adjustment

Textile Grade-In

GSA Net \$

Grade 1 / C.O.M. \$180.00
Grade 2 / Grade-in A \$187.20
Grade 3 / Grade-in B \$194.40
Grade 4 / Grade-in C \$201.60
Grade 5 / Grade-in D \$208.80
Grade 6 / Grade-in E \$216.00
LG1 (Evita) / C.O.L. \$280.80
LG2 (Lena) \$292.80
LG3 (Vulcano) \$304.80

Specifications

Overall width 25"
Overall height 32" - 40"
Back 17.5" w x 16.5" h
Seat 19" w x 17-20.1" d
Seat height 16" - 21"
Travel range (ht.) 3" (back) / 5" (seat)
COM 1 yd.
Carton / FedEx wt 54 lbs / 101 lbs
Arms Group 1 & 4
Warranty 12 year limited

Model

PA63



Description

Value Line

Pneumatic lift
EZ back height adjustment
3-stage locking tilt
Free-float rocking tilt
Synchronous seat/back tilt
Seat depth adjustment
Tension knob

Textile Grade-In

GSA Net \$

Grade 1 / C.O.M. \$204.00
Grade 2 / Grade-in A \$211.20
Grade 3 / Grade-in B \$218.40
Grade 4 / Grade-in C \$225.60
Grade 5 / Grade-in D \$232.80
Grade 6 / Grade-in E \$240.00
LG1 (Evita) / C.O.L. \$304.80
LG2 (Lena) \$316.80
LG3 (Vulcano) \$328.80

Specifications

Overall width 25"
Overall height 32" - 40"
Back 17.5" w x 16.5" h
Seat 19" w x 17-20.1" d
Seat height 16" - 21"
Travel range (ht.) 3" (back) / 5" (seat)
COM 1 yd.
Carton / FedEx wt 54 lbs / 101 lbs
Arms Group 1 & 4
Warranty 12 year limited

Model	Description	Value Line	Textile Grade-In	GSA Net \$	Specifications
PA55	Pneumatic lift		Grade 1 / C.O.M.	\$203.04	Overall width 27"
	Tilting backrest		Grade 2 / Grade-in A	\$210.24	Overall height 38" - 46"
	EZ back height adjustment		Grade 3 / Grade-in B	\$217.44	Back 20" w x 21" h
	Seat tilting		Grade 4 / Grade-in C	\$224.64	Seat 20.5" w x 18-21.1" d
	Seat depth adjustment		Grade 5 / Grade-in D	\$231.84	Seat height 16.5" - 21.5"
			Grade 6 / Grade-in E	\$239.04	Travel range (ht.) 3" (back) / 5" (seat)
			LG1 (Evita) / C.O.L.	\$311.04	COM 1 yd.
			LG2 (Lena)	\$323.04	Carton / FedEx wt 52 lbs / 101 lbs
			LG3 (Vulcano)	\$335.04	Arms Group 1 & 4
					Warranty 12 year limited



Model	Description	Value Line	Textile Grade-In	GSA Net \$	Specifications
PA66	Pneumatic lift		Grade 1 / C.O.M.	\$227.04	Overall width 27"
	EZ back height adjustment		Grade 2 / Grade-in A	\$234.24	Overall height 38" - 46"
	3-stage locking tilt		Grade 3 / Grade-in B	\$241.44	Back 20" w x 21" h
	Free-float rocking tilt		Grade 4 / Grade-in C	\$248.64	Seat 20.5" w x 18-21.1" d
	Synchronous seat/back tilt		Grade 5 / Grade-in D	\$255.84	Seat height 16.5" - 21.5"
	Seat depth adjustment		Grade 6 / Grade-in E	\$263.04	Travel range (ht.) 3" (back) / 5" (seat)
	Tension knob		LG1 (Evita) / C.O.L.	\$335.04	COM 1 yd.
			LG2 (Lena)	\$347.04	Carton / FedEx wt 52 lbs / 101 lbs
			LG3 (Vulcano)	\$359.04	Arms Group 1 & 4
					Warranty 12 year limited



Model	Description	Value Line	Textile Grade-In	GSA Net \$	Specifications
PA57D	Pneumatic lift		Grade 1 / C.O.M.	\$194.40	Overall width 25"
	Tilting backrest		Grade 2 / Grade-in A	\$201.60	Overall height 37" - 45"
	EZ back height adjustment		Grade 3 / Grade-in B	\$208.80	Back 19" w x 19" h
	Seat tilting		Grade 4 / Grade-in C	\$216.00	Seat 21" w x 18-21.1" d
	Seat depth adjustment		Grade 5 / Grade-in D	\$223.20	Seat height 17" - 22"
			Grade 6 / Grade-in E	\$230.40	Travel range (ht.) 3" (back) / 5" (seat)
			LG1 (Evita) / C.O.L.	\$302.40	COM 1 yd.
			LG2 (Lena)	\$314.40	Carton / FedEx wt 56 lbs / 101 lbs
			LG3 (Vulcano)	\$326.40	Arms Group 1 & 4
					Warranty 12 year limited



Model	Description	Value Line	Textile Grade-In	GSA Net \$	Specifications
PA67	Pneumatic lift		Grade 1 / C.O.M.	\$218.40	Overall width 27"
	EZ back height adjustment		Grade 2 / Grade-in A	\$225.60	Overall height 37" - 45"
	3-stage locking tilt		Grade 3 / Grade-in B	\$232.80	Back 19" w x 19" h
	Free-float rocking tilt		Grade 4 / Grade-in C	\$240.00	Seat 21" w x 18-21.1" d
	Synchronous seat/back tilt		Grade 5 / Grade-in D	\$247.20	Seat height 17" - 22"
	Seat depth adjustment		Grade 6 / Grade-in E	\$254.40	Travel range (ht.) 3" (back) / 5" (seat)
	Tension knob		LG1 (Evita) / C.O.L.	\$326.40	COM 1 yd.
			LG2 (Lena)	\$338.40	Carton / FedEx wt 56 lbs / 101 lbs
			LG3 (Vulcano)	\$350.40	Arms Group 1 & 4
					Warranty 12 year limited



patriot series (PA)

Please see pages 67, 117 -131 for arm kits, casters, and other options.

value line | general office

average / medium

Model

PA58



Description

Value Line

Pneumatic lift
Tilting backrest
EZ back height adjustment
Seat tilting
Seat depth adjustment
Fabric panel back

Textile Grade-In

GSA Net \$

Grade 1 / C.O.M. \$203.52
Grade 2 / Grade-in A \$210.72
Grade 3 / Grade-in B \$217.92
Grade 4 / Grade-in C \$225.12
Grade 5 / Grade-in D \$232.32
Grade 6 / Grade-in E \$239.52
LG1 (Evita) / C.O.L. \$328.32
LG2 (Lena) \$340.32
LG3 (Vulcano) \$352.32

Specifications

Overall width 25"
Overall height 37" - 45"
Back 19" w x 19" h
Seat 21" w x 18-21.1" d
Seat height 17" - 22"
Travel range (ht.) 3" (back) / 5" (seat)
COM 1.5 yds.
Carton / FedEx wt 56 lbs / 101 lbs
Arms Group 1 & 4
Warranty 12 year limited

Model

PA68



Description

Value Line

Pneumatic lift
EZ back height adjustment
3-stage locking tilt
Free-float rocking tilt
Synchronous seat/back tilt
Seat depth adjustment
Tension knob
Fabric panel back

Textile Grade-In

GSA Net \$

Grade 1 / C.O.M. \$227.52
Grade 2 / Grade-in A \$234.72
Grade 3 / Grade-in B \$241.92
Grade 4 / Grade-in C \$249.12
Grade 5 / Grade-in D \$256.32
Grade 6 / Grade-in E \$263.52
LG1 (Evita) / C.O.L. \$352.32
LG2 (Lena) \$364.32
LG3 (Vulcano) \$376.32

Specifications

Overall width 27"
Overall height 37" - 45"
Back 19" w x 19" h
Seat 21" w x 18-21.1" d
Seat height 17" - 22"
Travel range (ht.) 3" (back) / 5" (seat)
COM 1.5 yds.
Carton / FedEx wt 56 lbs / 101 lbs
Arms Group 1 & 4
Warranty 12 year limited

NOTES When upholstered in any Grade 5 patterns (Solids, Architext, and Myth) model #'s PA58 and PA68 back shells are upholstered in a high double-rub black fabric unless otherwise specified (for matching ComfortKnit backshell upholstery, see page 131 for pricing: UPHDUB-T).

large / xtra tall

Model	Description	Value Line	Textile Grade-In	GSA Net \$	Specifications
PA59	Pneumatic lift		Grade 1 / C.O.M.	\$215.52	Overall width 27"
	Tilting backrest		Grade 2	\$222.72	Overall height 42.5" - 50"
	EZ back height adjustment		Grade 3 / Grade-in A	\$229.92	Back 20.5" w x 25" h
	Seat tilting		Grade 4 / Grade-in B	\$237.12	Seat 21" w x 18-21.1" d
	Seat depth adjustment		Grade 5 / Grade-in C	\$244.32	Seat height 17" - 22"
			Grade 6 / Grade-in D	\$251.52	Travel range (ht.) 3" (back) / 5" (seat)
			LG1 (Evita) / C.O.L.	\$340.32	COM 1.5 yds.
			LG2 (Lena)	\$352.32	Carton / FedEx wt 59 lbs / 101 lbs
			LG3 (Vulcano)	\$364.32	Arms Group 1 & 4
					Warranty 12 year limited



Model	Description	Value Line	Textile Grade-In	GSA Net \$	Specifications
PA69	Pneumatic lift		Grade 1 / C.O.M.	\$239.52	Overall width 27"
	EZ back height adjustment		Grade 2	\$246.72	Overall height 42.5" - 50"
	3-stage locking tilt		Grade 3 / Grade-in A	\$253.92	Back 20.5" w x 25" h
	Free-float rocking tilt		Grade 4 / Grade-in B	\$261.12	Seat 21" w x 18-21.1" d
	Synchronous seat/back tilt		Grade 5 / Grade-in C	\$268.32	Seat height 17" - 22"
	Seat depth adjustment		Grade 6 / Grade-in D	\$275.52	Travel range (ht.) 3" (back) / 5" (seat)
	Tension knob		LG1 (Evita) / C.O.L.	\$364.32	COM 1.5 yds.
			LG2 (Lena)	\$376.32	Carton / FedEx wt 59 lbs / 101 lbs
			LG3 (Vulcano)	\$388.32	Arms Group 1 & 4
					Warranty 12 year limited



side chair

Model	Description	Value Line	Textile Grade-In	GSA Net \$	Specifications
PA61S	Cantilever Sled base		Grade 1 / C.O.M.	\$130.08	Overall width 22"
			Grade 2 / Grade-in A	\$137.28	Overall height 38.5" (fixed)
			Grade 3 / Grade-in B	\$144.48	Back 20" w x 21" h
			Grade 4 / Grade-in C	\$151.68	Seat 20.5" w x 19" d
			Grade 5 / Grade-in D	\$158.88	Seat height 18" (fixed)
			Grade 6 / Grade-in E	\$166.08	COM 1 yd.
			LG1 (Evita) / C.O.L.	\$238.08	Carton weight 38 pounds
			LG2 (Lena)	\$250.08	FedEx weight 62 pounds
			LG3 (Vulcano)	\$262.08	Arms Group 1 & 4
					Warranty 12 year limited



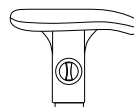
common options

Suggested Options for Patriot PA Series

Arms kits



KR-200 (2D Motion) - GSA Net \$: 52.32
Height and width adjustable, removable T-arms with natural grip control.
For specs. and warranty, see page 121.



KR-21 (1D Motion) - GSA Net \$: 31.20
Fixed width, turn-knob height adjustable T-arms.
For specs. and warranty, see page 120.



JR-39 (2D Motion) - GSA Net \$: 58.56
Height and width adjustable forward slanting T-arms with soft touch width adjustment trigger.
For specs. and warranty, see page 121.



JR-49 (4D Motion) - GSA Net \$: 89.28
Height and width adjustable, forward slanting T-arms with soft touch width adjustment trigger, fore-aft, side-side and inward pivoting arm top (RP-45).
For specs. and warranty, see page 122.

patriot series (PC)

general office

Please see pages 69, 117 -131 for arm kits, casters, and other options.

small / petite

Model	Description	Value Line	Textile Grade-In	GSA Net \$	Specifications
PC53	Pneumatic lift		Grade 1 / C.O.M.	\$225.12	Overall width 25"
	Tilting backrest		Grade 2 / Grade-in A	\$232.32	Overall height 32" - 40"
	EZ back height adjustment		Grade 3 / Grade-in B	\$239.52	Back 17.5" w x 16.5" h
	Seat tilting		Grade 4 / Grade-in C	\$246.72	Seat 19" w x 17-20.1" d
	Seat depth adjustment		Grade 5 / Grade-in D	\$253.92	Seat height 16" - 21"
	Rocking tilt		Grade 6 / Grade-in E	\$261.12	Travel range (ht.) 3" (back) / 5" (seat)
	Infinite forward tilting		LG1 (Evita) / C.O.L.	\$325.92	COM 1 yd.
	Tension knob		LG2 (Lena)	\$337.92	Carton / FedEx wt 54 lbs / 101 lbs
			LG3 (Vulcano)	\$349.92	Arms Group 1 & 4
					Warranty 12 year limited



average / medium

Model	Description	Value Line	Textile Grade-In	GSA Net \$	Specifications
PC55	Pneumatic lift		Grade 1 / C.O.M.	\$248.64	Overall width 27"
	Tilting backrest		Grade 2 / Grade-in A	\$255.84	Overall height 38" - 46"
	EZ back height adjustment		Grade 3 / Grade-in B	\$263.04	Back 20" w x 21" h
	Seat tilting		Grade 4 / Grade-in C	\$270.24	Seat 20.5" w x 18-21.1" d
	Seat depth adjustment		Grade 5 / Grade-in D	\$277.44	Seat height 16.5" - 21.5"
	Rocking tilt		Grade 6 / Grade-in E	\$284.64	Travel range (ht.) 3" (back) / 5" (seat)
	Infinite forward tilting		LG1 (Evita) / C.O.L.	\$356.64	COM 1 yd.
	Tension knob		LG2 (Lena)	\$368.64	Carton / FedEx wt 52 lbs / 101 lbs
			LG3 (Vulcano)	\$380.64	Arms Group 1 & 4
					Warranty 12 year limited



Model	Description	Value Line	Textile Grade-In	GSA Net \$	Specifications
PC57D	Pneumatic lift		Grade 1 / C.O.M.	\$240.00	Overall width 27"
	Tilting backrest		Grade 2 / Grade-in A	\$247.20	Overall height 37" - 45"
	EZ back height adjustment		Grade 3 / Grade-in B	\$254.40	Back 19" w x 19" h
	Seat tilting		Grade 4 / Grade-in C	\$261.60	Seat 21" w x 17.5-20.6" d
	Seat depth adjustment		Grade 5 / Grade-in D	\$268.80	Seat height 17" - 22"
	Rocking tilt		Grade 6 / Grade-in E	\$276.00	Travel range (ht.) 3" (back) / 5" (seat)
	Infinite forward tilting		LG1 (Evita) / C.O.L.	\$348.00	COM 1 yd.
	Tension knob		LG2 (Lena)	\$360.00	Carton / FedEx wt 56 lbs / 101 lbs
			LG3 (Vulcano)	\$372.00	Arms Group 1 & 4
					Warranty 12 year limited



Model	Description	Value Line	Textile Grade-In	GSA Net \$	Specifications
PC58	Pneumatic lift		Grade 1 / C.O.M.	\$249.12	Overall width 27"
	Tilting backrest		Grade 2 / Grade-in A	\$256.32	Overall height 37" - 45"
	EZ back height adjustment		Grade 3 / Grade-in B	\$263.52	Back 19" w x 19" h
	Seat tilting		Grade 4 / Grade-in C	\$270.72	Seat 21" w x 18-21.1" d
	Seat depth adjustment		Grade 5 / Grade-in D	\$277.92	Seat height 17" - 22"
	Rocking tilt		Grade 6 / Grade-in E	\$285.12	Travel range (ht.) 3" (back) / 5" (seat)
	Infinite forward tilting		LG1 (Evita) / C.O.L.	\$373.92	COM 1.5 yds.
	Tension knob		LG2 (Lena)	\$385.92	Carton / FedEx wt 56 lbs / 101 lbs
	Fabric panel back		LG3 (Vulcano)	\$397.92	Arms Group 1 & 4
					Warranty 12 year limited



NOTES When upholstered in any Grade 5 patterns (Solids, Architect, and Myth) the PC58's back shell is upholstered in a high double-rub black fabric unless otherwise specified (for matching ComfortKnit back upholstery, see page 131 for pricing: UPHDUB-T).

Above weights do not include optional arm kits. ; FedEx weight is calculated using FedEx dimensional standards to determine billable weight. ; Pricing and specifications subject to change without notification.

large / xtra tall

Model

PC59


300
POUNDS
CAPACITY
Description**Value Line****Textile Grade-In****GSA Net \$****Specifications**

Pneumatic lift	Grade 1 / C.O.M.	\$261.12	Overall width	27"
Tilting backrest	Grade 2	\$268.32	Overall height	42.5" - 50"
EZ back height adjustment	Grade 3 / Grade-in A	\$275.52	Back	20.5" w x 25" h
Seat tilting	Grade 4 / Grade-in B	\$282.72	Seat	21" w x 18-21.1" d
Seat depth adjustment	Grade 5 / Grade-in C	\$289.92	Seat height	17" - 22"
Rocking tilt	Grade 6 / Grade-in D	\$297.12	Travel range (ht.)	3" (back) / 5" (seat)
Infinite forward tilting	LG1 (Evita) / C.O.L.	\$385.92	COM	1.5 yds.
Tension knob	LG2 (Lena)	\$397.92	Carton / FedEx wt	59 lbs / 101 lbs
	LG3 (Vulcano)	\$409.92	Arms	Group 1 & 4
			Warranty	12 year limited

common options

Suggested Options for PC Series**Arms kits**

KR-240M (2D Motion) - GSA Net \$: 64.32
Height and width adjustable, removable T-arms with natural grip control and Memosoft arm pad.

For specs and warranty, see page 121.



KR-540 (4D+ Motion) - GSA Net \$: 93.60
Height and width adjustable, removable T-arms with 6-way ultra adjustable, omni directional arm top (RP-50).

For specs. and warranty, see page 124.



KR-445 (4D Motion) - GSA Net \$: 84.00
Height and width adjustable, removable T-arms with fore-aft, side-side, and inward pivoting arm top (RP-45).

For specs. and warranty, see page 122.



JR-39 (2D Motion) - GSA Net \$: 58.56
Height and width adjustable forward slanting T-arms with soft touch width adjustment trigger.

For specs. and warranty, see page 121.

This image shows a single sheet of white paper with horizontal ruling lines. The lines are evenly spaced and run across the width of the page. There are no margins, text, or other markings on the paper.

features:

Begins @ \$317.28 armless (TY608) / \$369.60 with KR-200 arms (TY608-KR200-. . .)

Truly. a unique design to fit any work, conference or executive environment

Patented, award-winning design offers a range of aesthetic and functional choices

Multiple ergonomic mechanisms, 3 seat sizes, and 6 different polyback colors to make Truly. yours

Designed by Francisco Romero of Phidesign



TruFit™ Back System

1. Back height adjustment.

Click it all the way up. Then, all the way down to reset. Position the height where you want.

2. Adjustable lumbar.

Loosen to the left. Tighten to the right. Adjust the back arch as you like.

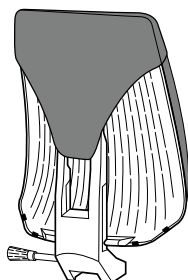
3. Lively “working support”. Truly’s back is a next generation polymer blend that allows the back to flex as you move, work, & create!



Integrated ratchet tuned for a smooth vertical adjustment and sophisticated clicking timbre

Jacket & Wrap

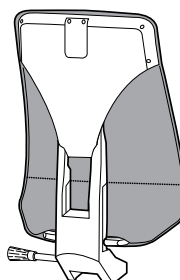
Back Upholstery Compatibility Guide*



JACKET | Pre-approved in-stock options

Great choice for environments that could use the added visual flexibility and warmth afforded by our user-removable / replaceable Truly. “jacket”.

Grade 1: Basic, Celestial, Spice	\$ 29.76
Grade 2: Arcade, Clue, Drift, Soft Sit, Track	\$ 44.16
Grade 3: Cinema, Dart, Free, Illusion, Stage	\$ 72.96
Grade 4: Cover Cloth, Rocket	\$ 72.96
Grade 5: Architect, Myth	\$ 72.96
LG1: (none)	N/A
LG2: Lena	\$ 92.16
LG3: Vulcano	\$ 95.52



WRAP | Pre-approved in-stock options

Great choice for performance / healthcare environments

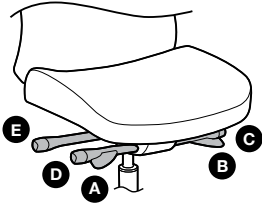
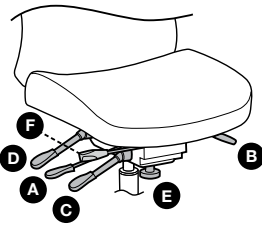
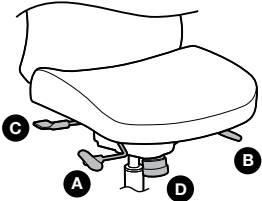
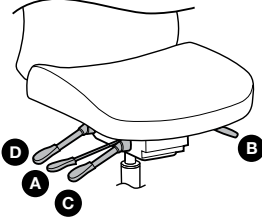
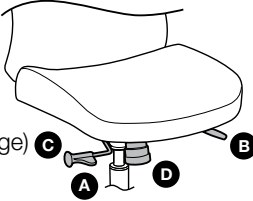
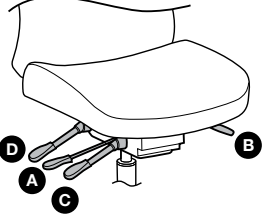
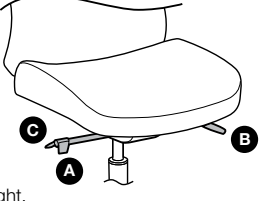
Grade 1: (none)	N/A
Grade 2: Drift, Soft Sit	\$ 29.76
Grade 3: Cinema, Illusion, Stage	\$ 58.56
Grade 4: Zodiac Mesh	\$ 58.56
Grade 5: Architect, Myth, Solids	\$ 58.56
LG1: (none)	N/A
LG2: Lena	\$106.56
LG3: Vulcano	\$109.92


Please enter Fabric choice on the Truly. Order Worksheet, Item #6 on page 75 or 77 (stools).

*Notes & Special Considerations:

1. Truly. is uniquely designed with a backrest that bends & flexes considerably. Great for your back and lumbar support. Not as great for upholstery with stiffer or relatively thicker construction.
2. Besides OM's pre-approved Truly. Jacket & Wrap options (as noted above) other material may be eligible. Application testing required with a fee. Check with OM for details.
3. For Truly. back upholstery Jackets & Wraps – especially with OM in-stock leathers – natural folds, wrinkles, and gather will occur depending on the material chosen. OM will not warrant natural signs of use/wear.

Truly® Mechanisms

SYNCHRONIZED MOTION BETTER BEST	Executive Synchro (MODEL TY628) A. Seat Height B. Seat Slider C. 5 position Tilt Lock* D. Tilt Tension (telescopes out / in) E. Independent Back Angle		Full Multi-Function (MODEL TY688) A. Seat Height B. Seat Slider C. Seat/Back Tilt and Lock D. Independent Back Angle E. Tilt Tension F. Forward Seat Angle (for perching & back relief)	
	Management Synchro (MODEL TY618) A. Seat Height B. Seat Slider C. 3 position Tilt Lock* D. Tilt Tension *Positive Back Release After unlocking the (C.)Tilt Lock lever, lean into the backrest to release the tilt lock & resume normal tilt recline motion.		Simple Multi-Function (MODEL TY678) A. Seat Height B. Seat Slider C. Seat/Back Tilt and Lock D. Independent Back Angle	
	Simple Synchro (MODEL TY608) A. Seat Height B. Seat Slider C. 1 position Tilt Lock (push in to engage) D. Tilt Tension		Stools (MODELS TY673 & TY675) A. Seat Height B. Seat Slider C. Infinite Chair Top Tilt Lock D. Tilt Tension E. Independent Back Angle	
SELF-WEIGHING MOTION	Body-Activated Motion (MODEL TY668) A. Seat Height B. Seat Slider C. 3 position Tilt Lock* Note This model operates based on user body weight. (No Tilt Tension Adjustment) *Positive Back Release After unlocking the C. Tilt Lock lever, lean into the backrest to release the tilt lock & resume normal tilt recline motion.			



Specifications (approx.)

MODEL	TASK
Overall height	38.25" - 47.5"
Overall width	27"
Seat height	17" - 22"
Seat width	18" (petite)
	19" (standard)
	20.75" (full)
Seat depth*	16.5" - 19.6" (petite)
	17.5" - 20.6" (standard)
	18" - 21.1" (full)
Back width	20"
Back height	24"
Travel range (ht.)	4.25" (back) / 5" (seat)
COM	1 yd. seat
Carton Weight	70 pounds
FedEx weight	101 pounds
Warranty	Lifetime Limited
Weight rating	300 lbs.

* Seat depth is 0.6" less on TY628 models

1. Model

SYNCHRONIZED MOTION	CODE	PRICE
<input type="radio"/> Simple synchro	-TY608	\$317.28
<input type="radio"/> Management synchro	-TY618	\$332.16
<input type="radio"/> Executive synchro	-TY628	\$365.76
SELF-WEIGHING	CODE	PRICE
<input type="radio"/> Body-activated motion	-TY668	\$332.16
INDEPENDENT FUNCTION	CODE	PRICE
<input type="radio"/> Simple multi-function	-TY678	\$340.30
<input type="radio"/> Full multi-function	-TY688	\$359.04

Order your chair worksheet

CATEGORY	CODE	PRICE
1. Model type		
2. Arms		
3. PolyBack color		
4. Truly.® Nameplate color		
5. Yoke Finish		
6. Back Upholstery		
7. Seat Size		
8. Seat Upholstery		
9. Cylinder		
10. Base		
11. Casters		
12. Other Options		
Unit Price		
Number of Chairs		
= Total Cost for Chairs		

2. Arm Options¹

ARMS	CODE	PRICE	
<input type="radio"/> No Arms	-N	+ \$0	
<input type="radio"/> AR-11 (fixed PU cantilever arms)	-AR11	+ \$23.52	
<input type="radio"/> AR-81 (fixed height, polished aluminum loop-top)	-AR81	+ \$85.44	
<input type="radio"/> AR-485 3D Ht/Wt/ Pivot 15° & 30°, polished aluminum loop top free-float motion	-AR485	+ \$137.28	
<input type="radio"/> Other Group 1 or Group 4 arms (write in choice) ¹			

¹ Compatible with **all** Group 1, Group 4, and Group AR arms. (see omseating.com for additional options | 40+ arm choices)

3. PolyBack Option

POLYBACK COLOR	CODE	PRICE
<input type="radio"/> Modern Black	-TB	+ \$0
<input type="radio"/> Palladium Grey	-TG	+ \$0
<input type="radio"/> Arctic White	-TW	+ \$0
<input type="radio"/> Bay Marine (UV inhibitor)	-TM	+ \$10.56
<input type="radio"/> Lemongrass (UV inhibitor)	-TL	+ \$10.56
<input type="radio"/> Warm Slate (UV inhibitor)	-TS	+ \$10.56

4. Truly® Nameplate Color

NAMEPLATE COLOR	CODE	PRICE
<input type="radio"/> Modern Black	-NB	+ \$0
<input type="radio"/> Palladium Grey	-NG	+ \$0
<input type="radio"/> Arctic White	-NW	+ \$0
<input type="radio"/> Bay Marine	-NM	+ \$0
<input type="radio"/> Lemongrass	-NL	+ \$0
<input type="radio"/> Warm Slate	-NS	+ \$0
<input type="radio"/> Headrest ²	-THR	+ \$101.76

² Polished aluminum headrest frame with etched Truly® logo
Note: Headrest not available with Jacket


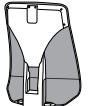
5. Yoke

YOKE FINISH	CODE	PRICE
<input type="radio"/> Black Powdercoat Aluminum	-BLK	+ \$0
<input type="radio"/> Polished Aluminum	-PLH	+ \$0

6. Back Upholstery Option 1) Use code -PBK to order unupholstered PolyBack **-or-** 2) Add J- (Jacket) or W- (Wrap) before color code (compatibility guide on page 72).




BACK UPHOLSTERY	CODE	PRICE
<input type="radio"/> PolyBack (not upholstered)	-PBK	+ \$0

-OR-

<input type="radio"/> Jacket 	<input type="radio"/> Wrap 
------------------------------------------------------------------------------------------------------------------	----------------------------------------------------------------------------------------------------------------

J-PRICE	FABRIC	CODE #	W-PRICE
+ \$29.76	<input type="radio"/> Grade 1	J-/W- _____	N/A
+ \$44.16	<input type="radio"/> Grade 2	J-/W- _____	+ \$29.76
+ \$72.96	<input type="radio"/> Grade 3	J-/W- _____	+ \$58.56
+ \$72.96	<input type="radio"/> Grade 4	J-/W- _____	+ \$58.56
+ \$72.96	<input type="radio"/> Grade 5	J-/W- _____	+ \$58.56
N/A	<input type="radio"/> LG1 (Evita)	J-/W- _____	N/A
+ \$92.16	<input type="radio"/> LG2 (Lena)	J-/W- _____	+ \$106.56
+ \$95.52	<input type="radio"/> LG3 (Vulcano)	J-/W- _____	+ \$109.92

7. Seat Size

SIZE	CODE	PRICE
<input type="radio"/> Petite seat (18" width) 	-TYP	+ \$0
<input type="radio"/> Standard seat (19" width) 	-TYS	+ \$0
<input type="radio"/> Full seat (20.75" width) 	-TYF	+ \$0



8. Seat Upholstery Option

SEAT UPHOLSTERY	CODE	PRICE
<input type="radio"/> Grade 1 / C.O.M.	-Fabric Color # _____	+ \$0
<input type="radio"/> Grade 2 / Grade-in A	-Fabric Color # _____	+ \$7.20
<input type="radio"/> Grade 3 / Grade-in B	-Fabric Color # _____	+ \$14.40
<input type="radio"/> Grade 4 / Grade-in C	-Fabric Color # _____	+ \$21.60
<input type="radio"/> Grade 5 / Grade-in D	-Fabric Color # _____	+ \$28.80
<input type="radio"/> Grade 6 / Grade-in E	-Fabric Color # _____	+ \$36.00
<input type="radio"/> LG1 (Evita) / C.O.L.	-Fabric Color # _____	+ \$60.00
<input type="radio"/> LG2 (Lena)	-Fabric Color # _____	+ \$67.20
<input type="radio"/> LG3 (Vulcano)	-Fabric Color # _____	+ \$67.20

9. Cylinder

CYLINDER STYLES	CODE	PRICE
<input type="radio"/> 4" Black	See 12. Other Options	15.5"-19.5"
<input type="radio"/> 5" Black	-TB5	+ \$0 17"-22"
<input type="radio"/> 5" Chrome	-TC5	+ \$9.60 17"-22"
<input type="radio"/> 5" Black (taller)	-5AF	+ \$0 19"-24"
<input type="radio"/> 6" Black	-6SHD	+ \$19.20 21"-27"

10. Base Option


BASE STYLES	CODE	PRICE
<input type="radio"/> Black Truly® Base 	-B26	+ \$0
<input type="radio"/> Polished Aluminum 	-P26	+ \$0

11. Caster Option

CASTER STYLES	CODE	PRICE
<input type="radio"/> Black Universal Soft Casters, 55mm 	-BUS	+ \$0
<input type="radio"/> Dual-tone Universal Soft Casters, 65mm 	-SC	+ \$12.00
<input type="radio"/> Reverse Braking Casters 	-REV	+ \$16.80
<input type="radio"/> Glides 	-GLD	+ \$0

12. Other Options

	CODE	PRICE
<input type="radio"/> Memory Foam Sub-layer (enhanced padding)	-UPHCFT	+ \$31.68
<input type="radio"/> Fire Barrier (without backrest upholstery; seat only)	-UPHCA133	+ \$38.40
<input type="radio"/> Fire Barrier (with backrest + seat upholstery)	-UPHTB133	+ \$76.80
<input type="radio"/> Petite Black Base Package (incl. 4" cylinder, PT78 base, and Truly. -BUS casters)	-XSPKG-B	+ \$26.67
<input type="radio"/> Petite Silver Base Package (incl. 4" cylinder, MX84 base, and Truly. -BUS casters)	-XSPKG-S	+ \$41.07



Specifications (approx.)

MODEL	TY673	TY675
Overall height	47" - 59"	45" - 57"
Overall width	27"	27"
Seat height	25.5" - 33.5"	23" - 31"
Seat width	18" (petite)	18" (petite)
	19" (standard)	19" (standard)
	20.75" (full)	20.75" (full)
Seat depth	16.5" - 19.5" (petite)	16.5" - 19.5" (petite)
	17.5" - 20.6" (standard)	17.5" - 20.6" (standard)
	18" - 21.1" (full)	18" - 21.1" (full)
Back width	20"	20"
Back height	24"	24"
Travel range (ht.)	4.25" (back) / 8" (seat)	4.25" (back) / 8" (seat)
COM	1 yd. seat	1 yd. seat
Carton Weight	70 pounds	
FedEx weight	101 pounds	
Warranty	Lifetime Limited	
Weight rating	300 lbs.	

1. Model

STOOLS	CODE	PRICE
<input type="radio"/> Fixed footring stool Grande Spider Base (GSP)	-TY673	\$360.00
<input type="radio"/> Adjustable footring stool Turn-lock foot ring	-TY675	\$402.72

Order your chair worksheet

CATEGORY	CODE	PRICE
1. Model type		
2. Arms		
3. PolyBack color		
4. Truly.™ Nameplate color		
5. Yoke Finish		
6. Back Upholstery		
7. Seat Size		
8. Seat Upholstery		
9. Cylinder		
10. Base		
11. Casters		
12. Other Options		
Unit Price		
Number of Chairs		
= Total Cost for Chairs		

2. Arm Options¹

ARMS	CODE	PRICE	
<input type="radio"/> No Arms	-N	+ \$0	
<input type="radio"/> AR-11 (fixed PU cantilever arms)	-AR11	+ \$23.52	
<input type="radio"/> AR-81 (fixed height, polished aluminum loop-top)	-AR81	+ \$85.44	
<input type="radio"/> AR-485 3D Ht/Wt/ Pivot 15° & 30°, polished aluminum loop top free-float motion	-AR485	+ \$137.28	
<input type="radio"/> Other Group 1 or Group 4 arms (write in choice) ¹			

¹ Compatible with **all** Group 1, Group 4, and Group AR arms. (see omseating.com for additional options | 40+ arm choices)

3. PolyBack Option

POLYBACK COLOR	CODE	PRICE
<input type="radio"/> Modern Black	-TB	+ \$0
<input type="radio"/> Palladium Grey	-TG	+ \$0
<input type="radio"/> Arctic White	-TW	+ \$0
<input type="radio"/> Bay Marine (UV inhibitor)	-TM	+ \$10.56
<input type="radio"/> Lemongrass (UV inhibitor)	-TL	+ \$10.56
<input type="radio"/> Warm Slate (UV inhibitor)	-TS	+ \$10.56

4. Truly.® Nameplate Color

NAMEPLATE COLOR	CODE	PRICE
<input type="radio"/> Modern Black	-NB	+ \$0
<input type="radio"/> Palladium Grey	-NG	+ \$0
<input type="radio"/> Arctic White	-NW	+ \$0
<input type="radio"/> Bay Marine	-NM	+ \$0
<input type="radio"/> Lemongrass	-NL	+ \$0
<input type="radio"/> Warm Slate	-NS	+ \$0
<input type="radio"/> Headrest	-THR	N/A

5. Yoke

YOKE FINISH	CODE	PRICE
<input type="radio"/> Black Powdercoat Aluminum	-BLK	+ \$0
<input type="radio"/> Polished Aluminum	-PLH	+ \$0

6. Back Upholstery Option 1) Use code -PBK to order unupholstered PolyBack -or- 2) Add J- (Jacket) or W- (Wrap) before color code (compatibility guide on page 72).

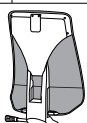
BACK UPHOLSTERY	CODE	PRICE
<input type="radio"/> PolyBack (not upholstered)	-PBK	+ \$0

-OR-

☐ Jacket



☐ Wrap



J-PRICE	FABRIC	CODE #	W-PRICE
+ \$29.76	<input type="radio"/> Grade 1	J-/W-_____	N/A
+ \$44.16	<input type="radio"/> Grade 2	J-/W-_____	+ \$29.76
+ \$72.96	<input type="radio"/> Grade 3	J-/W-_____	+ \$58.56
+ \$72.96	<input type="radio"/> Grade 4	J-/W-_____	+ \$58.56
+ \$72.96	<input type="radio"/> Grade 5	J-/W-_____	+ \$58.56
N/A	<input type="radio"/> LG1 (Evita)	J-/W-_____	N/A
+ \$92.16	<input type="radio"/> LG2 (Lena)	J-/W-_____	+ \$106.56
+ \$95.52	<input type="radio"/> LG3 (Vulcano)	J-/W-_____	+ \$109.92

7. Seat Size

SIZE	CODE	PRICE
<input type="radio"/> Petite seat (18" width)	-TYP	+ \$0
<input type="radio"/> Standard seat (19" width)	-TYS	+ \$0
<input type="radio"/> Full seat (20.75" width)	-TYF	+ \$0

8. Seat Upholstery Option

SEAT UPHOLSTERY	CODE	PRICE
<input type="radio"/> Grade 1 / C.O.M.	-Fabric Color #_____	+ \$0
<input type="radio"/> Grade 2 / Grade-in A	-Fabric Color #_____	+ \$7.20
<input type="radio"/> Grade 3 / Grade-in B	-Fabric Color #_____	+ \$14.40
<input type="radio"/> Grade 4 / Grade-in C	-Fabric Color #_____	+ \$21.60
<input type="radio"/> Grade 5 / Grade-in D	-Fabric Color #_____	+ \$28.80
<input type="radio"/> Grade 6 / Grade-in E	-Fabric Color #_____	+ \$36.00
<input type="radio"/> LG1 (Evita) / C.O.L.	-Fabric Color #_____	+ \$60.00
<input type="radio"/> LG2 (Lena)	-Fabric Color #_____	+ \$67.20
<input type="radio"/> LG3 (Vulcano)	-Fabric Color #_____	+ \$67.20

9. Cylinder Option

CYLINDER STYLES	CODE	PRICE
<input type="radio"/> 6" Black powdercoated (min. seat height decreases 2")	-CYL6-SHD	+ \$19.20
<input type="radio"/> 8" Chrome (STD for TY673 and TY675)	-CYL8-CHD	+ \$0

10. Base Option

BASE STYLES	CODE	PRICE
<input type="radio"/> Grande Spider Base (includes fixed 22" diameter footring)	-GSP	STD on TY673
<input type="radio"/> Black Truly.® Base & footring (includes fixed 20" diameter turn-lock footring)	-B26	STD on TY675
<input type="radio"/> Polished Truly.® Aluminum Base & footring (includes 20" diameter turn-lock footring)	-P26	+ \$0

11. Caster Option

CASTER STYLES	CODE	PRICE
<input type="radio"/> Black Universal Soft Casters, 55mm	-BUS	STD on TY675
<input type="radio"/> Dual-tone Universal Soft Casters, 65mm	-SC	STD on TY673
<input type="radio"/> Reverse Braking Casters	-REV	+ \$16.80
<input type="radio"/> Glides	-GLD	+ \$0

12. Other Options

	CODE	PRICE
<input type="radio"/> Memory Foam Sub-layer (enhanced padding)	-UPHCFT	+ \$31.68
<input type="radio"/> Fire Barrier (without backrest upholstery; seat only)	-UPHCA133	+ \$38.40
<input type="radio"/> Fire Barrier (with backrest + seat upholstery)	-UPHTB133	+ \$76.80

features:

Begins @ \$225.12 armless / \$277.44 with KR-200 arms (YS72)

Mesh-backed chairs with upholstered seats for a wide range of work environments

Sigh-producing soft cushions with a comfortable, mild saddle contour

A full suite of available mechanisms to achieve any level of adjustability desired

Timeless traditional mesh aesthetic in one of our most proven choices!



yes series (YS)

conference | boardroom | executive

Please see pages 84, 117 -131 for arm kits, casters, and other options.

average / medium back

Model

YS72



Description

Pneumatic lift
EZ back height adjustment
Infinitely locking seat tilt
Infinitely locking back tilt
Mesh back (mid)
Seat depth adjustment

Textile Grade-In

Grade 1 / C.O.M. \$225.12
Grade 2 / Grade-in A \$229.92
Grade 3 / Grade-in B \$234.72
Grade 4 / Grade-in C \$239.52
Grade 5 / Grade-in D \$244.32
Grade 6 / Grade-in E \$249.12
LG1 (Evita) / C.O.L. \$285.12
LG2 (Lena) \$292.32
LG3 (Vulcano) \$292.32

GSA Net \$

Specifications

Overall width 27"
Overall height 33" - 41"
Back 19" w x 20" h
Seat 20.5" w x 18-21.1" d
Seat height 17" - 22"
Travel range (ht.) 3" (back) / 5" (seat)
COM 1 yd.
Carton / FedEx wt 52 lbs / 101 lbs
Arms Group 1 & 4
Warranty 12 year limited

Model

YS74



Description

Pneumatic lift
EZ back height adjustment
3-stage locking tilt
Synchronous seat/back tilt
Mesh back (mid)
Seat depth adjustment
Free-float rocking tilt
Tension knob

Textile Grade-In

Grade 1 / C.O.M. \$229.92
Grade 2 / Grade-in A \$234.72
Grade 3 / Grade-in B \$239.52
Grade 4 / Grade-in C \$244.32
Grade 5 / Grade-in D \$249.12
Grade 6 / Grade-in E \$253.92
LG1 (Evita) / C.O.L. \$289.92
LG2 (Lena) \$297.12
LG3 (Vulcano) \$297.12

GSA Net \$

Specifications

Overall width 27"
Overall height 35.5" - 43.5"
Back 19" w x 20" h
Seat 20.5" w x 18-21.1" d
Seat height 17.5" - 22.5"
Travel range (ht.) 3" (back) / 5" (seat)
COM 1 yd.
Carton / FedEx wt 52 lbs / 101 lbs
Arms Group 1 & 4
Warranty 12 year limited

Model

YS84



Description

Pneumatic lift
EZ back height adjustment
Tilting backrest
Rocking tilt
Tension knob
Mesh back (mid)
Seat depth adjustment
Infinite forward tilting

Textile Grade-In

Grade 1 / C.O.M. \$257.28
Grade 2 / Grade-in A \$262.08
Grade 3 / Grade-in B \$266.88
Grade 4 / Grade-in C \$271.68
Grade 5 / Grade-in D \$276.48
Grade 6 / Grade-in E \$281.28
LG1 (Evita) / C.O.L. \$317.28
LG2 (Lena) \$324.48
LG3 (Vulcano) \$324.48

GSA Net \$

Specifications

Overall width 27"
Overall height 36" - 44"
Back 19" w x 20" h
Seat 21" w x 18-21.1" d
Seat height 17" - 22"
Travel range (ht.) 3" (back) / 5" (seat)
COM 1 yd.
Carton / FedEx wt 54 lbs / 101 lbs
Arms Group 1 & 4
Warranty 12 year limited

Model

YS78



Description

Pneumatic lift
3-stage locking tilt
Free-float rocking tilt
Titanium colored metal base
Synchronous seat/back tilt
Mesh back (high)
Seat depth adjustment
Dual-tone universal soft casters
Tension knob

Textile Grade-In

Grade 1 / C.O.M. \$244.80
Grade 2 / Grade-in A \$249.60
Grade 3 / Grade-in B \$254.40
Grade 4 / Grade-in C \$259.20
Grade 5 / Grade-in D \$264.00
Grade 6 / Grade-in E \$268.80
LG1 (Evita) / C.O.L. \$304.80
LG2 (Lena) \$312.00
LG3 (Vulcano) \$312.00

GSA Net \$

Specifications

Overall width 27"
Overall height 41.5" - 49.5"
Back 20" w x 24" h
Seat 20.5" w x 18-20" d
Seat height 17.5" - 22.5"
Travel range (ht.) 5" (seat)
COM 1 yd.
Carton / FedEx wt 53 lbs / 101 lbs
Arms Group 1 & 4
Warranty 12 year limited

high back / high back with headrest

Model**YS79****Description**

Pneumatic lift
3-stage locking tilt
Free-float rocking tilt
Titanium colored metal base
Synchronous seat/back tilt
Mesh back (high)
Seat depth adjustment
Dual-tone universal soft casters
Tension knob
Adjustable headrest*

Textile Grade-In

Grade 1 / C.O.M. \$294.24
Grade 2 / Grade-in A \$299.04
Grade 3 / Grade-in B \$303.84
Grade 4 / Grade-in C \$308.64
Grade 5 / Grade-in D \$313.44
Grade 6 / Grade-in E \$318.24
LG1 (Evita) / C.O.L. \$354.24
LG2 (Lena) \$361.44
LG3 (Vulcano) \$361.44

GSA Net \$**Specifications**

Overall width 27"
Overall height 46" - 55"
Back 20" w x 24" h
Seat 20.5" w x 18-20" d
Seat height 17.5" - 22.5"
Travel range (ht.) 5" (seat)
COM 1 yd.
Carton / FedEx wt 63 lbs / 101 lbs
Arms Group 1 & 4
Warranty 12 year limited

Model**YS88**300
POUNDS
CAPACITY**Description**

Pneumatic lift
EZ back height adjustment
Tilting backrest
Rocking tilt
Tension knob
Mesh back (high)
Seat depth adjustment
Infinite forward tilting

Textile Grade-In

Grade 1 / C.O.M. \$273.12
Grade 2 / Grade-in A \$277.92
Grade 3 / Grade-in B \$282.72
Grade 4 / Grade-in C \$287.52
Grade 5 / Grade-in D \$292.32
Grade 6 / Grade-in E \$297.12
LG1 (Evita) / C.O.L. \$333.12
LG2 (Lena) \$340.32
LG3 (Vulcano) \$340.32

GSA Net \$**Specifications**

Overall width 27"
Overall height 40" - 48"
Back 19" w x 24" h
Seat 21" w x 18-21.1" d
Seat height 17 - 22"
Travel range (ht.) 3" (back) / 5" (seat)
COM 1 yd.
Carton / FedEx wt 55 lbs / 101 lbs
Arms Group 1 & 4
Warranty 12 year limited

Model**YS89**300
POUNDS
CAPACITY**Description**

Pneumatic lift
EZ back height adjustment
Tilting backrest
Rocking tilt
Tension knob
Mesh back (high)
Seat depth adjustment
Adjustable headrest*
Infinite forward tilting

Textile Grade-In

Grade 1 / C.O.M. \$322.56
Grade 2 / Grade-in A \$327.36
Grade 3 / Grade-in B \$332.16
Grade 4 / Grade-in C \$336.96
Grade 5 / Grade-in D \$341.76
Grade 6 / Grade-in E \$346.56
LG1 (Evita) / C.O.L. \$382.56
LG2 (Lena) \$389.76
LG3 (Vulcano) \$389.76

GSA Net \$**Specifications**

Overall width 27"
Overall height 44.5" - 54"
Back 19" w x 24" h
Seat 21" w x 18-21.1" d
Seat height 17" - 22"
Travel range (ht.) 3" (back) / 5" (seat)
COM 1 yd.
Carton / FedEx wt 58 lbs / 101 lbs
Arms Group 1 & 4
Warranty 12 year limited

Model**YS98**300
POUNDS
CAPACITY**Description**

Pneumatic lift
EZ back height adjustment
3-stage locking tilt
Free float rocking tilt
Titanium colored metal base
Synchronous seat/back tilt
Mesh back (high)
Seat depth adjustment
Dual-tone universal soft casters
Tension knob

Textile Grade-In

Grade 1 / C.O.M. \$252.00
Grade 2 / Grade-in A \$256.80
Grade 3 / Grade-in B \$261.60
Grade 4 / Grade-in C \$266.40
Grade 5 / Grade-in D \$271.20
Grade 6 / Grade-in E \$276.00
LG1 (Evita) / C.O.L. \$312.00
LG2 (Lena) \$319.20
LG3 (Vulcano) \$319.20

GSA Net \$**Specifications**

Overall width 27"
Overall height 40" - 48"
Back 19" w x 24" h
Seat 21" w x 18-21.1" d
Seat height 17" - 22"
Travel range (ht.) 3" (back) / 5" (seat)
COM 1 yd.
Carton / FedEx wt 58 lbs / 101 lbs
Arms Group 1 & 4
Warranty 12 year limited

***YES SERIES HEADREST NOTES:**

- YS79 and YS89 are upholstered (by default unless otherwise specified) with a black, leather-like material such as G3 Cinema.
- Optional mesh (unupholstered) headrest option HR-YSM - Subtract \$28 from GSA Net

yes series (YS)

conference | boardroom | executive

Please see pages 84, 117 -131 for arm kits, casters, and other options.

stools

Model

YS73



Description

Pneumatic lift
Infinitely locking back tilt
EZ back height adjustment
Mesh back (mid)
Seat depth adjustment
Grande Spider Package
Dual-tone universal soft casters

Textile Grade-In

Grade 1 / C.O.M. \$244.80
Grade 2 / Grade-in A \$249.60
Grade 3 / Grade-in B \$254.40
Grade 4 / Grade-in C \$259.20
Grade 5 / Grade-in D \$264.00
Grade 6 / Grade-in E \$268.80
LG1 (Evita) / C.O.L. \$304.80
LG2 (Lena) \$312.00
LG3 (Vulcano) \$312.00

GSA Net \$

Specifications

Overall width 27"
Overall height 46" - 57"
Back 19" w x 20" h
Seat 20.5" w x 18-21.1" d
Seat height 25" - 33"
Travel range (ht.) 3" (back) / 8" (seat)
COM 1 yd.
Carton / FedEx wt 56 lbs / 101 lbs
Arms Group 1 & 4
Warranty 12 year limited

Model

YS75



Description

Pneumatic lift
EZ back height adjustment
Infinitely locking back tilt
Titanium colored metal base
Mesh back (mid)
Seat depth adjustment
Turn-lock footring
Dual-tone universal soft casters

Textile Grade-In

Grade 1 / C.O.M. \$287.52
Grade 2 / Grade-in A \$292.32
Grade 3 / Grade-in B \$297.12
Grade 4 / Grade-in C \$301.92
Grade 5 / Grade-in D \$306.72
Grade 6 / Grade-in E \$311.52
LG1 (Evita) / C.O.L. \$347.52
LG2 (Lena) \$354.72
LG3 (Vulcano) \$354.72

GSA Net \$

Specifications

Overall width 27"
Overall height 43" - 57"
Back 19" w x 20" h
Seat 20.5" w x 18-21.1" d
Seat height 26" - 36"
Travel range (ht.) 3" (back) / 10" (seat)
COM 1 yd.
Carton / FedEx wt 58 lbs / 101 lbs
Arms Group 1 & 4
Warranty 12 year limited

large / xtra tall

Model

YSYM



FedEx
Ground
oversize

Description

Pneumatic lift
EZ back height adjustment
Tilting backrest
Rocking tilt
Tension knob
Mesh back (high)
Seat depth adjustment
Forward tilting
Dual-tone universal soft casters

Textile Grade-In

Grade 1 / C.O.M. \$445.44
Grade 2 / Grade-in A \$452.64
Grade 3 / Grade-in B \$459.84
Grade 4 / Grade-in C \$467.04
Grade 5 / Grade-in D \$474.24
Grade 6 / Grade-in E \$481.44
LG1 (Evita) / C.O.L. \$517.44
LG2 (Lena) \$524.64
LG3 (Vulcano) \$524.64

GSA Net \$

Specifications

Overall width 28"
Overall height 42" - 52"
Back 19" w x 24" h
Seat 23.5" w x 20.5-23.6" d
Seat height 19" - 25"
Travel range (ht.) 3" (back) / 6" (seat)
COM 1 yd.
Carton / FedEx wt 55 lbs / 101 lbs
Arms Group 1 & 4
Warranty 12 year limited

300
POUNDS
CAPACITY

Model

YS70N


300
POUNDS
CAPACITY
Description

Convenient nesting chair design
 Mesh back
 Fixed arms standard
 Black Powdercoat frame (standard)
 Silver Powdercoat frame (option)



No upcharge for Silver
 frame option
 Add -SLR after model #

Textile Grade-In

Grade 1 / C.O.M. \$172.80
 Grade 2 / Grade-in A \$177.60
 Grade 3 / Grade-in B \$182.40
 Grade 4 / Grade-in C \$187.20
 Grade 5 / Grade-in D \$192.00
 Grade 6 / Grade-in E \$196.80
 LG1 (Evita) / C.O.L. \$232.80
 LG2 (Lena) \$240.00
 LG3 (Vulcano) \$240.00

Ships with back detached.

GSA Net \$**Specifications**

Overall width 24"
 Overall height 37" (fixed)
 Back 20" w x 20" h
 Seat 18.5" w x 18.5" d
 Seat height 18" (fixed)
 COM 1 yd.
 Carton weight 38 pounds
 FedEx weight 85 pounds
 Arms Included
 Warranty 12 year limited

Model

YS71N


300
POUNDS
CAPACITY
Description

Convenient nesting chair design
 Mesh back
 Armless
 Black Powdercoat frame (standard)
 Silver Powdercoat frame (option)



No upcharge for Silver
 frame option
 Add -SLR after model #

Textile Grade-In

Grade 1 / C.O.M. \$171.36
 Grade 2 / Grade-in A \$176.16
 Grade 3 / Grade-in B \$180.96
 Grade 4 / Grade-in C \$185.76
 Grade 5 / Grade-in D \$190.56
 Grade 6 / Grade-in E \$195.36
 LG1 (Evita) / C.O.L. \$231.36
 LG2 (Lena) \$238.56
 LG3 (Vulcano) \$238.56

Ships with back detached.

GSA Net \$**Specifications**

Overall width 22.5"
 Overall height 37" (fixed)
 Back 20" w x 20" h
 Seat 18.5" w x 18.5" d
 Seat height 18" (fixed)
 COM 1 yd.
 Carton weight 37 pounds
 FedEx weight 85 pounds
 Arms none
 Warranty 12 year limited

Model

YS71S

**Description**

Mesh back (mid)
 Cantilever sled base
 Optional arms available

Textile Grade-In

Grade 1 / C.O.M. \$134.40
 Grade 2 / Grade-in A \$139.20
 Grade 3 / Grade-in B \$144.00
 Grade 4 / Grade-in C \$148.80
 Grade 5 / Grade-in D \$153.60
 Grade 6 / Grade-in E \$158.40
 LG1 (Evita) / C.O.L. \$194.40
 LG2 (Lena) \$201.60
 LG3 (Vulcano) \$201.60

Ships with back detached.

GSA Net \$**Specifications**

Overall width 21"
 Overall height 39.5" (fixed)
 Back 19" w x 20" h
 Seat 20.5" w x 18" d
 Seat height 19" (fixed)
 COM 1 yd.
 Carton weight 41 pounds
 FedEx weight 62 pounds
 Arms Group 1 & 4
 Warranty 12 year limited

Model

YS76S

**Description**

Mesh back (high)
 Cantilever sled base
 Optional arms available

Textile Grade-In

Grade 1 / C.O.M. \$150.24
 Grade 2 / Grade-in A \$155.04
 Grade 3 / Grade-in B \$159.84
 Grade 4 / Grade-in C \$164.64
 Grade 5 / Grade-in D \$169.44
 Grade 6 / Grade-in E \$174.24
 LG1 (Evita) / C.O.L. \$210.24
 LG2 (Lena) \$217.44
 LG3 (Vulcano) \$217.44

GSA Net \$**Specifications**

Overall width 21"
 Overall height 41.5" (fixed)
 Back 20" w x 24" h
 Seat 20.5" w x 18" d
 Seat height 18.5" (fixed)
 COM 1 yd.
 Carton weight 41 pounds
 FedEx weight 100 pounds
 Arms Group 1 & 4
 Warranty 12 year limited

Common Options for Yes Series

Arms kits



JR-39 (2D Motion) - GSA Net \$: 58.56
Height and width adjustable forward slanting T-arms with soft touch width adjustment trigger.

For specs. and warranty, see page 121.



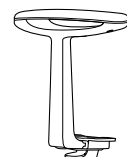
JR-49 (4D Motion) - GSA Net \$: 89.28
Height and width adjustable, forward slanting T-arms with soft touch width adjustment trigger, fore-aft, side-side and inward pivoting arm top (RP-45).

For specs. and warranty, see page 122.



KR-540 (4D+ Motion) - GSA Net \$: 93.60
Height and width adjustable, removable T-arms with 6-way ultra adjustable, omni directional arms top (RP-50).

For specs. and warranty, see page 124.



AR-81 (1D Motion) - GSA Net \$: 85.44
Width adjustable, fixed height polished aluminum loop top arm.

For specs. and warranty, see page 119.



KR-465 (4D Motion) - GSA Net \$: 88.80
Height and width adjustable, removable T-arms with lockable arm top, fore-aft, side-side, pivoting arm top (RP-65).

For specs. and warranty, see page 123.



AR-485 (3D Motion) - GSA Net \$: 137.28
Height and width adjustable polished aluminum loop top arms with pivoting motion.

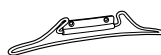
For specs. and warranty, see page 122.

Options



Deluxe 3D Headrest - GSA Net \$: 57.12
3-way adjustable headrest with 2 pivot points, and an upholstered head/neck-rest pad that slides to accommodate different height users.

Note: Available on high back models only.
Coat rack and Headrest combination available with this headrest only.




Coat Rack - GSA Net \$: 50.40
Black powdercoated, wire road coat hanger with collar support. Available on Yes series (high-back models only).

Note: Coat Rack and Headrest combination available with Deluxe 3D Headrest only.



"Neighborhood Collection" Backrest Upholstery - GSA Net \$: 32.64
A breathable, knit overlay with 9 lively color choices. Please refer to the OM5 + Affirm Backrest Upholstery card.


Note: Neighborhood Collection fabric is not suitable for seat fabrics



DCS TECHNOLOGY DCS - GSA Net \$: 47.04
OM's unique double molded memory foam seat. Designed for maximum comfort and long-lasting durability.

Note: Must be specified when ordering.

guest, stackable & specialty seating



features:

Begins @ \$161.76 armless / \$185.76 with arms

Universal visitors' chair that complements any work or waiting room environment

Wall saver rear legs and a vertical clean-through for ease-of-cleaning

Choose from arms/armless, chrome or black frame, glides/casters





example: GY4G-A-C.O.M.-C.O.M.-CHM-GLD

Ginny (GY)

DESCRIPTION

- Tuxedo-back universal visitor's chair
- High-design flat oval tubing frame with glides or casters
- Outboard design armrests (optional) with self-skinned polyurethane arm pads
- Chrome, black powdercoated, or silver powdercoated frame finish
- "Finished" frame design elegantly handles armless option (i.e., no abruptly truncated front leg frames)
- Vertical clean-out
- Stacks 3 high


Specifications (approx.)

MODEL	GY4G
Overall height	33.25" (fixed)
Overall width w/ arms	25.25"
Overall width w/o arms	20.5"
Back	19.5" w x 16"h
Seat	19.5" w x 18"d
Seat height from floor	18" (fixed)
Dimension between ganged chairs	0" armless 1.75" with arms
COM	.50 yds. seat
for big pattern repeats, check with OM	.50 yds. back
for COM yardage	.40 yds. back shell
Carton weight	39 lbs.
FedEx weight	121 lbs.
Arms	Optional
Arm height from floor	26.5"
Arm width	1.875"
Warranty	Lifetime Limited
Weight Rating	300 lbs.




Order your chair worksheet

CATEGORY	CODE	PRICE
1. Model type	GY4G	
2. Arms		
3. BackSHELL Upholstery		
4. Back Upholstery		
5. Seat Upholstery		
6. Frame Color		
7. Caster Option		
8. Other Options		
Unit Price		
Number of Chairs		
= Total Cost for Chairs		

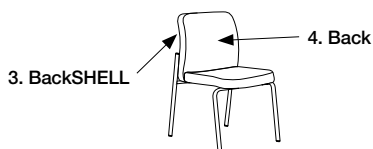
1. Model

OPTION	CODE	PRICE	
<input type="radio"/> Ginny	GY4G	\$161.76	

2. Arm Option

OPTION	CODE	PRICE	
<input type="radio"/> No Arms	-N	+ \$0	
<input type="radio"/> With Arms	-A	+ \$24.00	
<input type="radio"/> Left Arm only	-LA	+ \$12.00	
<input type="radio"/> Right Arm only	-RA	+ \$12.00	

Reference this drawing for Options #3 and 4 below.



3. BackSHELL Upholstery Option

OPTION	CODE	PRICE
<input type="radio"/> Backshell (matches 4. Back Upholstery Option below)	-	-
<input type="radio"/> Backshell (same grade, but different color and/or pattern)	-DUB Fabric Color #	price one grade higher
<input type="radio"/> Backshell (different grade back & backshell upholstery)	-DUB Fabric Color #	use higher grade of the two

Backshell Upholstery Notes:

- Leather Grade 1 (LG1) Evita may use "closest available" matching vinyl with leather-like texture.
- Leather Grades 2, 3 (LG2, LG3) use Lena or Vulcano to match Back Upholstery Option.
- For additional details and pricing – contact OM.

4. Back Upholstery Option

OPTION	CODE	PRICE
<input type="radio"/> Grade 1 / C.O.M.	-Fabric Color #	+ \$0.00
<input type="radio"/> Grade 2 / Grade-in A	-Fabric Color #	+ \$4.80
<input type="radio"/> Grade 3 / Grade-in B	-Fabric Color #	+ \$9.60
<input type="radio"/> Grade 4 / Grade-in C	-Fabric Color #	+ \$14.40
<input type="radio"/> Grade-in D	-Fabric Color #	+ \$19.90
<input type="radio"/> Grade 6 / Grade-in E	-Fabric Color #	+ \$24.00
<input type="radio"/> LG1 (Evita) / C.O.L.	-Fabric Color #	+ \$50.40
<input type="radio"/> LG2 (Lena)	-Fabric Color #	+ \$57.60
<input type="radio"/> LG3 (Vulcano)	-Fabric Color #	+ \$62.40
Color#		


5. Seat Upholstery Option

OPTION	CODE	PRICE
<input type="radio"/> Grade 1 / C.O.M.	-Fabric Color #	+ \$0.00
<input type="radio"/> Grade 2 / Grade-in A	-Fabric Color #	+ \$4.80
<input type="radio"/> Grade 3 / Grade-in B	-Fabric Color #	+ \$9.60
<input type="radio"/> Grade 4 / Grade-in C	-Fabric Color #	+ \$14.40
<input type="radio"/> Grade-in D	-Fabric Color #	+ \$19.20
<input type="radio"/> LG1 (Evita) / C.O.L.	-Fabric Color #	+ \$50.40
<input type="radio"/> LG2 (Lena)	-Fabric Color #	+ \$57.60
<input type="radio"/> LG3 (Vulcano)	-Fabric Color #	+ \$62.40
Color#		

6. Frame Color

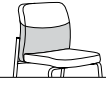

OPTION	CODE	PRICE
<input type="radio"/> Black Powdercoated w/ black arm pads	-BLK	+ \$0
<input type="radio"/> Silver Powdercoated w/ grey arm pads	-SLR	+ \$0
<input type="radio"/> Chrome w/ black arm pads	-CHM	+ \$9.60

7. Caster Option

OPTION	CODE	PRICE	
<input type="radio"/> Ginny Glides	-GLD	+ \$0	
<input type="radio"/> Ginny Soft Casters	-SC	+ \$12.00	

Glides and casters are not interchangeable after order.

8. Other Options

OPTION	CODE	PRICE	
<input type="radio"/> CA TB 133 (seat and back upholstery)	-UPHCA133	+ \$38.40	
<input type="radio"/> Ballistic Nylon Backshell	-UPHDDUB-B	+ \$26.40	
<input type="radio"/> Ballistic Nylon Back	-UPH-PD	+ \$42.24	
<input type="radio"/> Memory Foam Sub-layer	-UPHCFT	+ \$31.68	

Ginny Ganging Bar (Accessory)

OPTION	CODE	PRICE	
<input type="radio"/> Black Armless Ganging Bar	GNBLK	+ \$12.00	
<input type="radio"/> Black Arm Ganging Bar	GABLK	+ \$14.40	
<input type="radio"/> Silver Armless Ganging Bar	GNSLR	+ \$12.00	
<input type="radio"/> Silver Arm Ganging Bar	GASLR	+ \$14.40	

Ginny Ganging Bar Notes:

- Ganging bars (& mounting bolts) are sold in pairs for connecting Ginny chairs with their neighbor.
- To calculate quantity: $Total\ Ginny - 1 = qty.\ of\ ganging\ bars.$

[illegible]

features:

Begins @ \$122.88 armless (OM5-AS) / \$141.12 with OM5 cantilever arms (OM5-AS-A . . .)

OM5-AS – Sled-base mid-density stacking chair for any occasional use environment

OM5-AG – 4-Leg stackable guest chair with options for casters or glides.

OM5-AT – 5-Star base “tasker” for training rooms, computer labs, or simple task environments

OM5-AC – Sled-base, stackable café stools with both bar and counter height seat options
(30" & 24" seat heights, respectively)

Designed by Francisco Romero of Phidesign



OM5 active stacker

stackable, guest & specialty seating



FedEx
oversize

OM5-AS Active Stacker

example: OM5-AS-A-PM-PF-PF-CHM

OM5 Active Stacker (AS)

DESCRIPTION

- One-piece, articulating plastic shell
- OM5 series® Body-Activated motion
- CA TB 133-certified (on all plastic versions upcharge applies with any selection of backrest and/or seat upholstery)
- Various aesthetic options (i.e., shell color, back/seat upholstery, etc.)
- Stackable, sled-base frame

Specifications

MODEL	OM5-AS
Overall width	20.5" (without arms)
Overall height	32.5"
Back	17.5" w - 16 h" (without arms)
Seat	18" w x 18" d
Seat height	18" (fixed)
COM	.75 yd. seat .75 yd. back
Carton weight *	25 lbs.
FedEx weight	121 lbs.
Arms	Optional
Warranty	Lifetime Limited
Weight Rating	300 lbs.

* ships up to 2 per carton. A \$20 Net fee will apply for split cartoning (i.e., 2 Actives in 2 cartons)

With Dolly – 20 unupholstered / 14 upholstered
Without Dolly – 4 unupholstered / 4 upholstered
(can not stack with BKTU option. CFT option will decrease stackable quantity)

Order your chair worksheet


CATEGORY	CODE	PRICE
1. Model	OM5-AS	
2. Arms		
3. PolyFlex Shell Color		
4. Back Upholstery		
5. Seat Upholstery		
6. Frame Color/Finish		
7. Other Options		
Stacking Dolly (Accessory)		

Unit Price



+ Number of Chairs

= Total Cost for Chairs

1. Model

OPTION	CODE	PRICE	
<input type="radio"/> OM5 Active Stacker	OM5-AS	\$122.88	

2. Arm Option

OPTION	CODE	PRICE	
<input type="radio"/> No Arms (standard)	-N	+ \$0	
<input type="radio"/> With Arms	-A	+ \$18.24	

3. PolyFlex Shell Color Option

OPTION	CODE	PRICE
<input type="radio"/> Modern Black (regular)	-PB	+ \$0
<input type="radio"/> Palladium Grey (reg.)	-PG	+ \$0
<input type="radio"/> Arctic White (regular)	-PW	+ \$0
<input type="radio"/> Mandarin Orange	-PM	+ \$0
<input type="radio"/> Sapphire Blue	-PS	+ \$0
<input type="radio"/> Aurora Green	-PA	+ \$0
<input type="radio"/> Cardinal Red	-PR	+ \$0

Please contact an OM representative for color chips

4. Back Upholstery Option

OPTION	CODE	PRICE
<input type="radio"/> Polyflex (unupholstered)	-PF	+ \$0
<input type="radio"/> Grade 1 / C.O.M.	-Fabric Color #	+ \$18.24
<input type="radio"/> Grade 2 / Grade-in A	-Fabric Color #	+ \$23.04
<input type="radio"/> Grade 3 / Grade-in B	-Fabric Color #	+ \$27.84
<input type="radio"/> Grade 4 / Grade-in C	-Fabric Color #	+ \$32.64
<input type="radio"/> Grade 5 / Grade-in D	-Fabric Color #	+ \$37.44
<input type="radio"/> Grade 6 / Grade-in E	-Fabric Color #	+ \$42.24
<input type="radio"/> LG1 (Evita) / C.O.L.	-Fabric Color #	+ \$43.20
<input type="radio"/> LG2 (Lena)	-Fabric Color #	+ \$48.00
<input type="radio"/> LG3 (Vulcano)	-Fabric Color #	+ \$50.40
Color#		

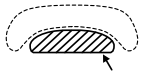

5. Seat Upholstery Option

OPTION	CODE	PRICE
<input type="radio"/> Polyflex (unupholstered)	-PF	+ \$0
<input type="radio"/> Grade 1 / C.O.M.	-Fabric Color #	+ \$18.24
<input type="radio"/> Grade 2 / Grade-in A	-Fabric Color #	+ \$23.04
<input type="radio"/> Grade 3 / Grade-in B	-Fabric Color #	+ \$27.84
<input type="radio"/> Grade 4 / Grade-in C	-Fabric Color #	+ \$32.64
<input type="radio"/> Grade 5 / Grade-in D	-Fabric Color #	+ \$37.44
<input type="radio"/> Grade 6 / Grade-in E	-Fabric Color #	+ \$42.24
<input type="radio"/> LG1 (Evita) / C.O.L.	-Fabric Color #	+ \$43.20
<input type="radio"/> LG2 (Lena)	-Fabric Color #	+ \$48.00
<input type="radio"/> LG3 (Vulcano)	-Fabric Color #	+ \$50.40
Color#		

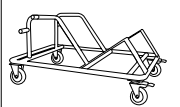
6. Frame Color / Finish Option

OPTION	CODE	PRICE
<input type="radio"/> Black-Powder Coated (standard)	-BLK	+ \$0
<input type="radio"/> Chrome	-CHM	+ \$0

7. Other Options

OPTION	CODE	PRICE	
<input type="radio"/> Memory Foam Sub-layer	-UPHCFT	+ \$31.68	
<input type="radio"/> Book Tray (Black only)	-BKTY	+ \$27.84	
<input type="radio"/> CA TB 133 (seat or back upholstery)	-UPHCA133	+ \$19.20	
<input type="radio"/> CA TB 133 (seat and back upholstery)	-UPHTB133	+ \$38.40	

Stacking Dolly (Accessory)

OPTION	CODE	PRICE	
<input type="radio"/> OM5 Active Stacking Dolly	STDLY5N	+ \$171.84	

With Dolly – 20 unupholstered / 14 upholstered
 Without Dolly – 4 unupholstered / 4 upholstered
 (can not stack with BKTY option. CFT option will decrease stackable quantity)

OM5 active guest

stackable, guest & specialty seating



OM5-AG Active Guest

example: OM5-AG-N-PM-PF-PF-SLR-SG

OM5 Active Guest (AG)

DESCRIPTION

- One-piece, articulating plastic shell
- OM5 series® Body-Activated motion
- CA TB 133-certified (on all plastic versions upcharge applies with any selection of backrest and/or seat upholstery)
- Various aesthetic options (i.e., shell color, back/seat upholstery, etc.)
- Stackable, 4-leg frame

Specifications

MODEL	OM5-AG
Overall width	20.75" (without arms)
Overall height	33"
Back	17.5" w - 16 h" (without arms)
Seat	18" w x 18" d
Seat height	18" (fixed)
COM	.75 yd. seat .75 yd. back
Carton weight *	28 lbs.
FedEx weight	121 lbs.
Arms	Optional
Warranty	Lifetime Limited
Weight Rating	300 lbs.

* ships up to 2 per carton. A \$20 Net fee will apply for split cartoning (i.e., 2 Actives in 2 cartons)

With Dolly – 15 unupholstered / 9 upholstered
Without Dolly – 4 unupholstered / 4 upholstered
(can not stack with TAB or BKTY option. CFT option will decrease stackable quantity)

Order your chair worksheet


CATEGORY	CODE	PRICE
1. Model	OM5-AG	
2. Arms		
3. PolyFlex Shell Color		
4. Back Upholstery		
5. Seat Upholstery		
6. Frame Color/Finish		
7. Casters		
8. Other Options		
Stacking Dolly (Accessory)		

Unit Price





+ Number of Chairs

= Total Cost for Chairs

1. Model

OPTION	CODE	PRICE	
<input type="radio"/> OM5 Active Guest	OM5-AG	\$132.48	

2. Arm Option

OPTION	CODE	PRICE	
<input type="radio"/> No Arms (standard)	-N	+ \$0	
<input type="radio"/> With Arms	-A	+ \$18.24	
<input type="radio"/> Tablet Arm (right-handed, includes arm pads)	-TABR	+ \$48.00	
<input type="radio"/> Tablet Arm (left-handed, includes arm pads)	-TABL	+ \$48.00	

Note: Tablet arm frame available in black powdercoat finish only. Thus, will not match with silver (-SLR), if chosen.

3. PolyFlex Shell Color Option

OPTION	CODE	PRICE
<input type="radio"/> Modern Black (regular)	-PB	+ \$0
<input type="radio"/> Palladium Grey (reg.)	-PG	+ \$0
<input type="radio"/> Arctic White (regular)	-PW	+ \$0
<input type="radio"/> Mandarin Orange	-PM	+ \$0
<input type="radio"/> Sapphire Blue	-PS	+ \$0
<input type="radio"/> Aurora Green	-PA	+ \$0
<input type="radio"/> Cardinal Red	-PR	+ \$0

Please contact an OM representative for color chips

4. Back Upholstery Option

OPTION	CODE	PRICE
<input type="radio"/> Polyflex (unupholstered)	-PF	+ \$0
<input type="radio"/> Grade 1 / C.O.M.	-Fabric Color #	+ \$18.24
<input type="radio"/> Grade 2 / Grade-in A	-Fabric Color #	+ \$23.04
<input type="radio"/> Grade 3 / Grade-in B	-Fabric Color #	+ \$27.84
<input type="radio"/> Grade 4 / Grade-in C	-Fabric Color #	+ \$32.64
<input type="radio"/> Grade 5 / Grade-in D	-Fabric Color #	+ \$37.44
<input type="radio"/> Grade 6 / Grade-in E	-Fabric Color #	+ \$42.24
<input type="radio"/> LG1 (Evita) / C.O.L.	-Fabric Color #	+ \$43.20
<input type="radio"/> LG2 (Lena)	-Fabric Color #	+ \$48.00
<input type="radio"/> LG3 (Vulcano)	-Fabric Color #	+ \$50.40
Color#		





5. Seat Upholstery Option

OPTION	CODE	PRICE
<input type="radio"/> Polyflex (unupholstered)	-PF	+ \$0
<input type="radio"/> Grade 1 / C.O.M.	-Fabric Color #	+ \$18.24
<input type="radio"/> Grade 2 / Grade-in A	-Fabric Color #	+ \$23.04
<input type="radio"/> Grade 3 / Grade-in B	-Fabric Color #	+ \$27.84
<input type="radio"/> Grade 4 / Grade-in C	-Fabric Color #	+ \$32.64
<input type="radio"/> Grade 5 / Grade-in D	-Fabric Color #	+ \$37.44
<input type="radio"/> Grade 6 / Grade-in E	-Fabric Color #	+ \$42.24
<input type="radio"/> LG1 (Evita) / C.O.L.	-Fabric Color #	+ \$43.20
<input type="radio"/> LG2 (Lena)	-Fabric Color #	+ \$48.00
<input type="radio"/> LG3 (Vulcano)	-Fabric Color #	+ \$50.40
Color#		

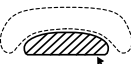

6. Frame Color/Finish Option

OPTION	CODE	PRICE
<input type="radio"/> Black Powdercoated (standard)	-BLK	+ \$0
<input type="radio"/> Silver Powdercoated	-SLR	+ \$0

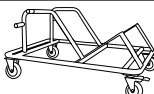
7. Caster Option

OPTION	CODE	PRICE	
<input type="radio"/> Active Glides (std.)	-SG	+ \$ 0	
<input type="radio"/> Active Soft Casters	-AG	+ \$ 7.20	
<input type="radio"/> Safety Soft Casters	-SS	+ \$12.00	
<input type="radio"/> Wheelbarrow caster (front) glide (back)	-WB	+ \$ 4.80	

8. Other Options

OPTION	CODE	PRICE	
<input type="radio"/> Memory Foam Sub-layer	-UPHCFT	+ \$31.68	
<input type="radio"/> Book Tray (Black only)	-BKTY	+ \$27.84	
<input type="radio"/> CA TB 133 (seat or back upholstery)	-UPHCA133	+ \$19.20	
<input type="radio"/> CA TB 133 (seat and back upholstery)	-UPHTB133	+ \$38.40	

Stacking Dolly (Accessory)

OPTION	CODE	PRICE	
OM5 Active Stacking Dolly	-STDLY5N	+ \$171.84	

With Dolly – 15 unupholstered / 9 upholstered
Without Dolly – 4 unupholstered / 4 upholstered
(can not stack with TAB or BKTY option. CFT option will decrease stackable quantity)

OM5 active tasker

stackable, guest & specialty seating



OM5-AT Active Tasker

example: OM5-AT-A-PS-PF-PF-OB5-B25-TC

OM5 Active Tasker (AT)

DESCRIPTION

- One-piece, articulating plastic shell
- OM5 series® Body-Activated motion
- CA TB 133-certified (on all plastic versions upcharge applies with any selection of backrest and/or seat upholstery)
- Various aesthetic options (i.e., shell color, back/seat upholstery, etc.)
- Pneumatic lift

Specifications

MODEL	OM5-AT
Overall width	25"
Overall height	32" - 36.5"
Back	17.5" w x 16" h (without arms)
Seat	18" w x 18" d
Seat height	16.5" - 21"
COM	.75 yd. seat .75 yd. back
Carton weight	35 lbs.
FedEx weight	65 lbs.
Arms	Optional
Warranty	Lifetime Limited
Weight Rating	300 lbs.

Order your chair worksheet


CATEGORY	CODE	PRICE
1. Model	OM5-AT	
2. Arms		
3. PolyFlex Shell Color		
4. Back Upholstery		
5. Seat Upholstery		
6. Cylinder		
7. Footring		
8. Base		
9. Casters		
10. Frame Color/Finish		
11. Other Options		

Unit Price



+ Number of Chairs

= Total Cost for Chairs

1. Model

OPTION	CODE	PRICE	
<input type="radio"/> OM5 Active Tasker	OM5-AT	\$154.08	

2. Arm Option

OPTION	CODE	PRICE	
<input type="radio"/> No Arms	-N	+ \$0	
<input type="radio"/> With Arms	-A	+ \$18.24	

3. PolyFlex Shell Color Option

OPTION	CODE	PRICE
<input type="radio"/> Modern Black (regular)	-PB	+ \$0
<input type="radio"/> Palladium Grey (reg.)	-PG	+ \$0
<input type="radio"/> Arctic White (regular)	-PW	+ \$0
<input type="radio"/> Mandarin Orange	-PM	+ \$0
<input type="radio"/> Sapphire Blue	-PS	+ \$0
<input type="radio"/> Aurora Green	-PA	+ \$0
<input type="radio"/> Cardinal Red	-PR	+ \$0

Please contact an OM representative for color chips



4. Back Upholstery Option

OPTION	CODE	PRICE
<input type="radio"/> Polyflex (unupholstered)	-PF	+ \$0
<input type="radio"/> Grade 1 / C.O.M.	-Fabric Color #	+ \$18.24
<input type="radio"/> Grade 2 / Grade-in A	-Fabric Color #	+ \$23.04
<input type="radio"/> Grade 3 / Grade-in B	-Fabric Color #	+ \$27.84
<input type="radio"/> Grade 4 / Grade-in C	-Fabric Color #	+ \$32.64
<input type="radio"/> Grade 5 / Grade-in D	-Fabric Color #	+ \$37.44
<input type="radio"/> Grade 6 / Grade-in E	-Fabric Color #	+ \$42.24
<input type="radio"/> LG1 (Evita) / C.O.L.	-Fabric Color #	+ \$43.20
<input type="radio"/> LG2 (Lena)	-Fabric Color #	+ \$48.00
<input type="radio"/> LG3 (Vulcano)	-Fabric Color #	+ \$50.40
Color#		


5. Seat Upholstery Option

OPTION	CODE	PRICE
<input type="radio"/> Polyflex (unupholstered)	-PF	+ \$0
<input type="radio"/> Grade 1 / C.O.M.	-Fabric Color #	+ \$18.24
<input type="radio"/> Grade 2 / Grade-in A	-Fabric Color #	+ \$23.04
<input type="radio"/> Grade 3 / Grade-in B	-Fabric Color #	+ \$27.84
<input type="radio"/> Grade 4 / Grade-in C	-Fabric Color #	+ \$32.64
<input type="radio"/> Grade 5 / Grade-in D	-Fabric Color #	+ \$37.44
<input type="radio"/> Grade 6 / Grade-in E	-Fabric Color #	+ \$42.24
<input type="radio"/> LG1 (Evita) / C.O.L.	-Fabric Color #	+ \$43.20
<input type="radio"/> LG2 (Lena)	-Fabric Color #	+ \$48.00
<input type="radio"/> LG3 (Vulcano)	-Fabric Color #	+ \$50.40
Color#		


6. Cylinder Option

OPTION	CODE	PRICE	
<input type="radio"/> (STD) 5" Black	-OB5	+ \$0	
<input type="radio"/> 5" White (requires W25 base)	-WW5	+ \$9.60	



Stool Package Cylinder

<input type="radio"/> 8" Chrome	-OC8	+ \$14.40	
---------------------------------	-------------	-----------	-------------------------------------------------------------------------------------




7. Footring Option

OPTION	CODE	PRICE	
<input type="radio"/> Without Footring	-NTL	+ \$0	
<input type="radio"/> FTG20TL [▲]	-TL	+ \$21.60	







8. Base Option

OPTION	CODE	PRICE	
<input type="radio"/> (STD) 25" Black Base with Carpet Casters	-B25	+ \$0	
<input type="radio"/> 25" 2-tone Polished Aluminum	-WP25	+ \$32.64	
<input type="radio"/> 25" White Powdercoat	-WW25	+ \$32.64	

Stool Package Bases

<input type="radio"/> 27" Black Base [▲] (check notes below)	-B27	+ \$13.44	
<input type="radio"/> 27" Polished Aluminum Base [▲] (check notes)	-P27	+ \$32.64	
<input type="radio"/> Fixed Height Chrome Footring and Base (check notes below)	-GSP	+ \$12.27	

9. Caster Option

OPTION	CODE	PRICE	
<input type="radio"/> Carpet Casters	-TC	+ \$0	
<input type="radio"/> Active Soft Casters	-AG	+ \$9.60	
<input type="radio"/> Dual-tone Universal Soft Casters, 65mm	-SC	+ \$12.00	
<input type="radio"/> Safety Soft Casters (restrict motion when not seated)	-SS	+ \$12.00	
<input type="radio"/> Reverse Braking Casters	-REV	+ \$16.80	
<input type="radio"/> Glides	-G	+ \$0	

10. Other Options

OPTION	CODE	PRICE
<input type="radio"/> Memory Foam (sub-layer)	-UPHCFT	+ \$31.68
<input type="radio"/> CA TB 133 (seat or back upholstery)	-UPHCA133	+ \$19.20
<input type="radio"/> CA TB 133 (seat and back upholstery)	-UPHTB133	+ \$38.40

▲ Turn-lock (TL) stool package must be ordered with 8" cylinder or greater, footring, 27" base and soft casters.
 • Grande Spider (GSP) stool package must be ordered with 8" cylinder (only), and soft casters (SC, aka CAS0065-S)
 Visit the OM5 series® learning center at omseating.com for more available options and up-to-date developments.

OM5 café stool

stackable, guest & specialty seating



FedEx
oversize

OM5-AC Active Café Stool

(24" or 30" seat heights available)

example: OM5-AC-A-PW-PF-PF-CHM30

Specifications

MODEL	OM5-AC (30")	OM5-AC (24")
Overall width	20.5" (without arms)	20" (without arms)
Overall height	44.5"	38.5"
Back	17.5" w - 16 h" (without arms)	17.5" w - 16 h" (without arms)
Seat	18" w x 18" d	18" w x 18" d
Seat height	30" (fixed, standard)	24" (fixed)
COM	.75 yd. seat .75 yd. back	.75 yd. seat .75 yd. back
Carton weight *	30 lbs.	27 lbs.
FedEx weight	165 lbs.	165 lbs.
Arms	Optional	Optional
Warranty	Lifetime Limited	Lifetime Limited
Weight Rating	300 lbs.	300 lbs.

*ships up to 2 per carton. A \$20 Net fee will apply for split cartoning (i.e., 2 Actives in 2 cartons)

OM5 Active Café Stool (AC)

DESCRIPTION

- One-piece, articulating plastic shell
- OM5 series® Body-Activated motion
- CA TB 133-certified (on all plastic versions upcharge applies with any selection of backrest and/or seat upholstery)
- Various aesthetic options (i.e., shell color, back/seat upholstery, etc.)
- Stackable, sled-base frame
- Available counter height (24" seat) and bar height (30" seat) frames

Order your chair worksheet


CATEGORY	CODE	PRICE
1. Model		
2. Arms		
3. PolyFlex Shell Color		
4. Back Upholstery		
5. Seat Upholstery		
6. Frame Color/Finish		
7. Other Options		

Unit Price



+ Number of Chairs

= Total Cost for Chairs

1. Model

OPTION	CODE	PRICE	
<input type="radio"/> OM5 Active Café Stool	OM5-AC	\$191.04	

2. Arm Option

OPTION	CODE	PRICE	
<input type="radio"/> No Arms (standard)	-N	+ \$0	
<input type="radio"/> With Arms	-A	+ \$18.24	

3. PolyFlex Shell Color Option

OPTION	CODE	PRICE
<input type="radio"/> Modern Black (regular)	-PB	+ \$0
<input type="radio"/> Palladium Grey (reg)	-PG	+ \$0
<input type="radio"/> Arctic White (regular)	-PW	+ \$0
<input type="radio"/> Mandarin Orange	-PM	+ \$0
<input type="radio"/> Sapphire Blue	-PS	+ \$0
<input type="radio"/> Aurora Green	-PA	+ \$0
<input type="radio"/> Cardinal Red	-PR	+ \$0

Please contact an OM representative for color chips

4. Back Upholstery Option

OPTION	CODE	PRICE
<input type="radio"/> Polyflex (unupholstered)	-PF	+ \$0
<input type="radio"/> Grade 1 / C.O.M.	-Fabric Color #	+ \$18.24
<input type="radio"/> Grade 2 / Grade-in A	-Fabric Color #	+ \$23.04
<input type="radio"/> Grade 3 / Grade-in B	-Fabric Color #	+ \$27.84
<input type="radio"/> Grade 4 / Grade-in C	-Fabric Color #	+ \$32.64
<input type="radio"/> Grade 5 / Grade-in D	-Fabric Color #	+ \$37.44
<input type="radio"/> Grade 6 / Grade-in E	-Fabric Color #	+ \$42.24
<input type="radio"/> LG1 (Evita) / C.O.L.	-Fabric Color #	+ \$43.20
<input type="radio"/> LG2 (Lena)	-Fabric Color #	+ \$48.00
<input type="radio"/> LG3 (Vulcano)	-Fabric Color #	+ \$50.40
Color#		

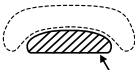

5. Seat Upholstery Option

OPTION	CODE	PRICE
<input type="radio"/> Polyflex (unupholstered)	-PF	+ \$0
<input type="radio"/> Grade 1 / C.O.M.	-Fabric Color #	+ \$18.24
<input type="radio"/> Grade 2 / Grade-in A	-Fabric Color #	+ \$23.04
<input type="radio"/> Grade 3 / Grade-in B	-Fabric Color #	+ \$27.84
<input type="radio"/> Grade 4 / Grade-in C	-Fabric Color #	+ \$32.64
<input type="radio"/> Grade 5 / Grade-in D	-Fabric Color #	+ \$37.44
<input type="radio"/> Grade 6 / Grade-in E	-Fabric Color #	+ \$42.24
<input type="radio"/> LG1 (Evita) / C.O.L.	-Fabric Color #	+ \$43.20
<input type="radio"/> LG2 (Lena)	-Fabric Color #	+ \$48.00
<input type="radio"/> LG3 (Vulcano)	-Fabric Color #	+ \$50.40
Color#		

6. Frame Color/Finish Option

OPTION	CODE	PRICE
<input type="radio"/> Chrome (24" Seat Ht.)	-CHM24	+ \$0
<input type="radio"/> Chrome (30" Seat Ht.) (standard)	-CHM30	+ \$0
<input type="radio"/> Black Powdercoated (30" Seat Ht.)	-BLK30	+ \$0

7. Other Options

OPTION	CODE	PRICE	
<input type="radio"/> Memory Foam Sub-layer	-UPHCFT	+ \$31.68	
<input type="radio"/> Book Tray (Black only)	-BKTY	+ \$27.84	
<input type="radio"/> CA TB 133 (seat or back upholstery)	-UPHCA133	+ \$19.20	
<input type="radio"/> CA TB 133 (seat and back upholstery)	-UPHTB133	+ \$38.40	

[illegible]

stackable | guest
seating

stackable guest series (SG)

features:

Begins @ \$76.80 armless (SG300) / \$91.20 with arms (SG3A)

Contemporary design stackable guest seating ideal for any occasional use environment

Tapered legs with self-leveling glides (SG3_)



stackable guest series (SG)

stackable | guest
seating

perforated plastic back

New Backrest

Model

SG1K



Description

Cushion seat
Perforated black plastic back
Armless
Carpet casters on all 4 legs (default)

Stack up to 4 without dolly

(No dolly available for SG1K)

Ships 3 in a box (back detached)

Textile Grade-In

Grade 1 / C.O.M.	\$90.24
Grade 2 / Grade-in A	\$95.04
Grade 3 / Grade-in B	\$99.84
Grade 4 / Grade-in C	\$104.64
Grade 5 / Grade-in D	\$109.44
Grade 6 / Grade-in E	\$114.24

Ships with back detached when more than 1, up to 3 per carton, but may vary. Call OM for details.

GSA Net \$

Specifications

Overall width	25"
Overall height	33.75" (fixed)
Back	20" w x 15.75" h
Seat	19" w x 20" d
Seat height	18" (fixed)
COM	.80 yd./per 2 chairs
Carton weight	19 pounds
FedEx weight	104 pounds
Arms	(armless)
Warranty	7 year limited

New Backrest

Model

SG2K



Description

Cushion seat
Perforated black plastic back
Neo-classic arm design
Rear casters/front glides

Stack up to 4 without dolly

(No dolly available for SG2K)

Ships 3 in a box (back detached)

Textile Grade-In

Grade 1 / C.O.M.	\$93.60
Grade 2 / Grade-in A	\$98.40
Grade 3 / Grade-in B	\$103.20
Grade 4 / Grade-in C	\$108.00
Grade 5 / Grade-in D	\$112.80
Grade 6 / Grade-in E	\$117.60

Ships with back detached when more than 1, up to 3 per carton, but may vary. Call OM for details.

GSA Net \$

Specifications

Overall width	25"
Overall height	33.75" (fixed)
Back	20" w x 15.75" h
Seat	19" w x 20" d
Seat height	18" (fixed)
COM	.80 yd./per 2 chairs
Carton weight	20 pounds
FedEx weight	104 pounds
Arms	Included
Warranty	7 year limited

SPLIT CARTON FEE \$20 NET (i.e., 3 chairs shipping in 3 cartons).

* SG2K and SG1K, no ganging device available.

stackable | guest
seating

stackable guest series (SG)

contoured plastic back

Model

SG300



Description

Graphite-color seat/back
Silver-color tapered legs
Wall-saving design
Contoured molded seat
Self-leveling glides

Stack up to 5 without dolly

Ships 2 in a box

Textile Grade-In

Black polypropylene

GSA Net \$

\$76.80

Specifications

Overall width 21"
Overall height 32" (fixed)
Back 19" w x 16" h
Seat 18" w x 19" d
Seat height 17" (fixed)
COM N/A
Carton weight 16 pounds
FedEx weight 104 pounds
Arms N/A
Warranty 7 year limited

Model

SG3A



Description

Graphite-color seat/back
Silver-color tapered legs
Wall-saving design
Contoured molded seat
Outboard arm design
Self-leveling glides

Stack up to 5 without dolly

Ships 2 in a box

Textile Grade-In

Black polypropylene

GSA Net \$

\$91.20

Specifications

Overall width 23"
Overall height 32" (fixed)
Back 19" w x 16" h
Seat 18" w x 19" d
Seat height 17" (fixed)
COM N/A
Carton weight 19 pounds
FedEx weight 104 pounds
Arms Included
Warranty 7 year limited

Model

SG3B



Description

Graphite-color seat/back
Silver-color tapered legs
Wall-saving design
Contoured molded seat
Cushion seat/back
Outboard arm design
Self-leveling glides

Stack up to 4 without dolly

Ships 2 in a box

Textile Grade-In

Grade 1 / C.O.M.

Grade 2 / Grade-in A

Grade 3 / Grade-in B

Grade 4 / Grade-in C

Grade 5 / Grade-in D

Grade 6 / Grade-in E

GSA Net \$

\$99.84

\$107.04

\$114.24

\$121.44

\$128.64

\$135.84

Specifications

Overall width 23"
Overall height 32" (fixed)
Back 19" w x 16" h
Seat 18" w x 19" d
Seat height 18" (fixed)
COM .75 yd.
Carton weight 22 pounds
FedEx weight 104 pounds
Arms Included
Warranty 7 year limited

Model

SG3C



Description

Graphite-color seat/back
Silver-color tapered legs
Wall-saving design
Contoured molded seat
Cushion seat/back
Self-leveling glides

Stack up to 4 without dolly

Ships 2 in a box

Textile Grade-In

Grade 1 / C.O.M.

Grade 2 / Grade-in A

Grade 3 / Grade-in B

Grade 4 / Grade-in C

Grade 5 / Grade-in D

Grade 6 / Grade-in E

GSA Net \$

\$93.60

\$100.80

\$108.00

\$115.20

\$122.40

\$129.60

Specifications

Overall width 21"
Overall height 32" (fixed)
Back 19" w x 16" h
Seat 18" w x 19" d
Seat height 18" (fixed)
COM .75 yd.
Carton weight 21 pounds
FedEx weight 104 pounds
Arms N/A
Warranty 7 year limited

SPLIT CARTON FEE \$20 NET (i.e., 2 chairs shipping in 2 cartons).

stackable guest series (SG)

stackable | guest
seating

contoured plastic back

Model	Description	Textile Grade-In	GSA Net \$	Specifications
SG3W	Graphite-color back	Grade 1 / C.O.M.	\$115.20	Overall width 23"
	Graphite-color arms	Grade 2 / Grade-in A	\$122.40	Overall height 32" (fixed)
	Silver-color tapered legs	Grade 3 / Grade-in B	\$129.60	Back 19" w x 16" h
	Wall-saving design	Grade 4 / Grade-in C	\$136.80	Seat 18" w x 19" d
	Molded seat cushion	Grade 5 / Grade-in D	\$144.00	Seat height 18" (fixed)
	Molded back cushion	Grade 6 / Grade-in E	\$151.20	COM 1 yd.
	Self-leveling glides			Carton weight 23 pounds
				FedEx weight 104 pounds
	Stack up to 3 without dolly			Arms Included
	Ships 2 in a box			Warranty 7 year limited



mesh back

Model	Description	Textile Grade-In	GSA Net \$	Specifications
SG5K	Graphite-color seat/back	Grade 1 / C.O.M.	\$142.08	Overall width 25.5"
	Silver-color tapered legs	Grade 2 / Grade-in A	\$146.88	Overall height 36.5" (fixed)
	Wall-saving design	Grade 3 / Grade-in B	\$151.68	Back 21" w x 19" h
	Contoured molded seat	Grade 4 / Grade-in C	\$156.48	Seat 18" w x 18" d
	Outboard arm design	Grade 5 / Grade-in D	\$161.28	Seat height 18" (fixed)
	Carpet casters on all 4 legs (default)	Grade 6 / Grade-in E	\$166.08	COM 0.80 yd./per 2 chairs
				Carton weight 20 pounds
	Stack up to 4 without dolly			FedEx weight 28 pounds
	(No dolly available for SG5K)			Arms Included
	Ships 2 in a box (back detached)			Warranty 7 year limited



common options

Suggested Options

Dolly	STDLY3N - GSA Net \$:	Description	Storage Dolly	Specifications
	95.04	Lockable casters		Overall length 31"
		Steel frame		Overall width 22.5"
		Stacks up to 10 upholstered SG3x chairs		Overall height 27"
		Stacks up to 12 non-upholstered		
		SG3 Series chairs (e.g. SG300 & SG3A but		FedEx weight 20 pounds*
		excluding SG1K, SG2K, & SG5K)		
		<i>Also sold at discount in near new condition</i>		Warranty 7 year limited
Ganging	GANGING-SG	Description	Ganging Device	Specifications
	GSA Net \$: 5.76 (per set of 2)	Sold in pairs		Overall length 6.25"
		One pair required to gang two chairs		Overall width 1.5"
		Feature for SG3x Chairs only		Overall height 1"

SPLIT CARTON FEE \$20 NET (i.e., 2 chairs shipping in 2 cartons).

*Consult with an OM representative for weights and questions related to shipping storage dollies.

OM company information

features:

About OM

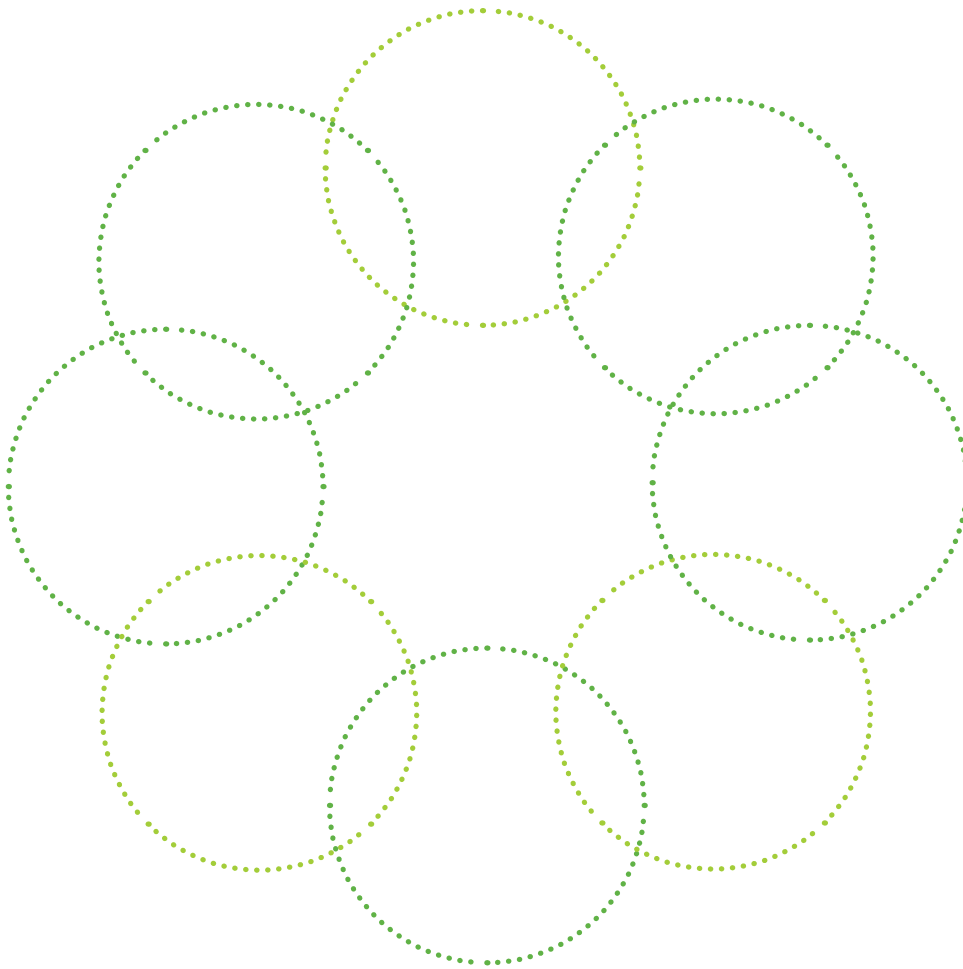
OM Terms & conditions

Warranty

GSA Terms & conditions

"Sustainable environmentalism"

BIFMA Test for fit



about om

The Company

OM is known for excellence in function. With a single focus on seating, and only seating, OM offers a broad and deep understanding of what makes a chair work. Whatever the environment, and whatever the purpose, an OM chair will suit your needs. By focusing exclusively on ergonomic and well-thought-out seating, OM is able to offer a range of choices that are both situation-appropriate and value-oriented. With a myriad of adjustments, ranges of scale, and abundant design features, OM chairs perform. From the innovative and exclusive “body activated motion” to the more traditional option of multiple independent adjustments, an OM chair responds to your needs for dynamic motion, support, and comfort. Since 1986 OM has been building reliable, high quality, ergonomic seating – and has striven to uphold our reputation as *the source* for smart seating.

Local Needs, Global Sourcing

OM never compromises on quality; whether in its seating, representatives, suppliers, or components. Through successful, long-established global sourcing relationships OM has developed tight-knit vendor-manufacturer partnerships that allow it to incorporate better quality components at a more cost-effective price, thereby creating high value for everyone.

Lead Times, Delivery & Distribution

OM seating is made-to-order and available for shipping from Ontario, California with normal lead-times of around 7-10 working days. OM's portfolio of end-users includes nationwide-seating standards for many large to small corporate, healthcare, education, institutional and other customers. OM's seating products are available for national distribution and installation through customers' respective servicing dealer networks of choice. OM's authorized dealer distribution strategy affords users the choices they need to source better, more flexible dealer services to meet their specific needs. OM dealers comprise a broad network of supply chain contract furniture dealers, stationary supply chains, medical supply & ergonomic specialty dealers. To find out if a specific dealer is an authorized OM partner, please contact OM toll-free at 877.766.5678.

Production Capabilities

OM routinely leverages its strong supplier relationships, seating design expertise, and quick turnaround capabilities to customize solutions for specific customer needs. As a committed partner/manufacturer for multiple national accounts, OM has developed a strong reputation for its ability to meet customer requirements with purpose-appropriate and value-oriented seating solutions.

Upholstery Options

OM offers thousands of in-stock and grade-in fabrics, special healthcare-oriented polyurethanes, vinyls, cryptons, TB-133, premium leather, and ESD options. We offer a broad range of selections with graded-in pricing from such partners as DesignTex, Momentum Textiles, Mayer Fabrics, C.F. Stinson, and more. OM also offers a variety of environmentally-friendly upholstery options from both its in-stock, and graded-in choices. Production lead times on all graded-in upholstery and customer-owned materials may vary based on receipt of all material(s).

Warranty

OM chair parts are warranted for lifetime, 12- and 7-year periods (varies by series). Every chair carries a “born-on” production label showing all pertinent information to support follow-up warranty claims. To view a full warranty, please contact OM or turn to page 126 of this price book.

Product Selection

OM offers a broad selection of seating, arms, and other options for a wide array of uses including Ergonomic, Corporate Standards, Medical/Healthcare, Schools, Production, Labs, ESD, Conference, Stacker, Lunchroom, 24-Hour-Use or Call Centers, and Big/Tall. For example, numerous options and styles are available to address all aspects of Healthcare requirements; included are models suited for Nurses' stations, Exam rooms, Doctors' Offices, Labs, Counter Height, Administration, Conference, Side chairs, Worktools, Waiting Rooms, Inventory & Executive Ergonomic.

terms & conditions

These terms and conditions apply to authorized OM dealers.

For additional company or product information, visit us at our online home:
omseating.com

PRICES Published prices and specifications are approximate and are subject to change without notice. All prices shown in this book are shown at List and F.O.B. OM unless otherwise noted. Prices do not include delivery charges, installations, special handling or any applicable sales, use, excise or other similar taxes. For example, California tax laws require that in cases where an order originates from a dealer outside of CA, but ships to a destination within the state, OM must collect an appropriate sales or use tax. If a customer claims exemption from such taxes, an exemption or CA resale certificate must be furnished to OM upon or before placement of the order.

TERMS Terms are net 30 days (on approved credit only) from the date of invoice issuance. A late payment finance charge of 1.5% per month (18% annual percentage rate) will be assessed on all open invoices not paid within terms. Paying within terms will preserve your competitive pricing schedule and payment terms. A processing fee of 3% may be charged for payments made via credit card. OM can accept Visa, Mastercard and AMEX.

CUSTOMER'S OWN MATERIAL (C.O.M.) If a customer desires to use a fabric or leather not supplied by OM, it is considered C.O.M. or C.O.L. Refer to the C.O.M. specifications section in this price book (p. 142) for detailed information on the use of such materials. Any C.O.M. and/or C.O.L. rolls, samples, hides, etc. that are being sent to OM for application testing or use on an order should be delivered to:

OM
C/O – C.O.M. and Fabrics Dept
1110 South Mildred Avenue
Ontario, CA 91761

A shipping date will not be scheduled until all the C.O.M./C.O.L. materials for an order are received completely by OM. Any request for the return of unused fabrics must be made clearly on the Purchase Order and with specific instructions. Return freight and a handling fee will be charged. Customers should ask their fabrics vendors to side-mark all shipping labels for material(s) sent to OM with their company names, fabric colors & patterns, and the purchase order number(s) used with their order at OM.

CHANGES AND CANCELLATIONS All changes and cancellations will be subject to approval by OM and must be requested within 24 hours after OM receives the order. Changes and cancellations may only be approved for orders that have not entered any stage of production. A 25% change-order fee will apply to any changed orders. Cancellations, if approved, are subject to a penalty up to the entire amount of the order. Because we make our chairs to order and make every effort to ship as quickly as possible, we strongly discourage making any changes or amendments to your purchase orders whenever possible.

RETURNS Returns will not be accepted without an accompanying, written Return Merchandise Authorization Number (RMA). Please contact customer service to obtain an RMA. Returns must be received within 30 calendar days from the date of RMA# issuance. Authorized returned merchandise shall only be delivered to OM on prepaid freight. OM reserves the right to inspect all returned goods before issuing any appropriate credit. A minimum restocking fee of 25% applies to returned merchandise received in good resalable condition. C.O.M. orders may not be eligible for return.

WARRANTY The warranty period is listed with each model for the original purchaser only. Full warranty information can be found on the hangtag attached to each chair shipped, as well as on p. 136. OM's sales representatives or customer service will ship appropriate replacement parts when deemed reasonable. Labor, field service or delivery charges are not covered. Unless otherwise specified all OM products are manufactured in accordance with normal commercial usage – for a single 8-hour shift, a total of 40 hours or less per week, and by persons weighing 275 pounds or less. OM shall not be liable for loss or damage resulting from use beyond the approved range or by any cause beyond reasonable control such as abuse, misuse, neglect, alteration, or act of God. Special terms may apply on certain series; please see the relevant product page in this price book for details.

SHIPPING (see EZ Freight Program for more information) Most items can be shipped boxed and/or shipped via FedEx, except models marked with 'non-FedExable' in this price book. In the absence of specific shipping instructions on purchase orders, OM will select the carrier and the method of shipment based on delivery area, freight cost and quality of service. All freight costs incurred by OM will be charged to the customer except when subsidized under the terms of the EZ Freight Program or other agreement with OM. Please notify the freight company directly in case of any shortage or damages and advise OM immediately of the damages incurred during shipping.

For items shipped in California, please specify the packing preference, whether "Product in Box" or "Assembled" on all purchase orders. There is a minimum charge for blanket-wrap delivery service. Not all areas in California can be shipped assembled or under normal shipping lead times. Please call OM for detailed information. Fully assembled chairs may be an option for other destinations as well, but usually require a full truckload quantity of at least 330 full scale task chairs to qualify. Additional charge(s) will likely apply. Contact OM for details, limitations and quote.

If you select your own carrier, please clearly state the carrier's name, phone number, your account# with them, the name of a contact person and any special shipping and freight billing instructions on your purchase order to OM.

In all cases—whether landed or FOB Factory discounting was applied—OM reserves the sole right to determine carriers and packaging/shipping methods (such as: chair count per carton, carton type/size, assembled vs. semi- or k.d. in a box). These decisions will be made with strong consideration for balancing best practices, cost-discipline, and known customer preference(s).

ORDER ACKNOWLEDGEMENT An order acknowledgement will be faxed or emailed to you upon receipt and entry of your PO. Please review all order acknowledgement details for any items and/or pricing and/or quantity discrepancies, and notify the factory within 24 hours of any necessary revisions, or additions.

ADDITIONAL CHARGES AND NOTES

In cases where non-warranty re-work or other shop time is needed, a charge of \$45 per hour will apply for in-house labor and processing. OM reserves the right to charge a \$25 storage fee per business day for any orders that have not been picked up after 3 pickup readiness notifications by OM. All fees mentioned in this section are NET and are not subject to any other discounts. If a Credit Card is used for payment, relevant fees will apply.

limited warranty

Office Master, Inc. (OM) warrants to the original purchaser that its products are free from defects in materials and workmanship for the applicable warranty period, as indicated below.

Should any item fail, OM will – at its sole discretion – repair or replace, with a comparable product or part, any item found to be defective as a result of normal commercial use (i.e., a single 8-hour shift, 5 days per week).

This warranty does not apply to items subjected to abuse, misuse, neglect, alteration, or damage caused by shipment, storage, accident, fire, flood, or act of God.

LIFETIME LIMITED WARRANTY

The OM5 Series® (including the OM5 Active sub-series), Truly® Series, and Ginny are covered by a lifetime limited warranty on all structural components as defined below.

12-YEAR LIMITED WARRANTY

Unless otherwise specified, all models not classified as budget or 24/7 or heavy-duty are covered under a 12-year limited warranty on all structural components as defined below.

7-YEAR LIMITED WARRANTY

Unless otherwise specified, all models classified as budget or 24/7 or heavy-duty or bariatric are covered under a 7-year limited warranty on all structural components as defined below. Budget series include: BC, SG, ST, and WS. Bariatric series includes: GY4B-26 and GY4B-30.

WARRANTY TERMS

Within a given model's applicable warranty period, all structural components, including gas cylinders, wood, metal and plastic parts (i.e., chair frames, bases and control handles) are guaranteed against structural failure when under normal commercial use. All OM seating comes with a default 275 lbs. weight capacity limit unless otherwise specified by OM.

For all models, consumable items (i.e., casters, glides, etc.) are covered by a 5-year normal commercial use warranty.

FABRICS AND FOAM

OM in-stock upholstery & foam cushions are covered by a 5-year normal commercial use warranty. Normal wear and tear on fabrics such as wrinkling, dirt accumulation or gathering is not covered. This includes Truly® Series "Jackets" and "Wraps". Natural, minor variations may exist in color, surface, grain or texture of upholstery materials. As a result, any such variations are not warranted. COM/COL and graded-in fabrics are not covered.

CLAIMS PROCEDURE

Should any item fail, contact the Dealer from whom it was purchased. A photograph of the damage(s)/issue(s) and of the "born-on" label underneath the seat will be required to help OM determine the cause and extent of any issues. If it is determined that a return is necessary, return that item and its product proof of purchase to the Dealer, whereupon that Dealer will send both to OM, freight prepaid. OM will repair or replace the defective part at its sole discretion and return it to the Dealer, freight prepaid.

Please email related photos and details for any warranty claims to cs@omseating.com.

For claims to be approved and covered, please inspect for any damages or missing items within 10 days after receiving the order.

RETURNS

Written authorization from OM is required prior to a Dealer returning any failed or defective parts to OM. Any returned defective part(s) will NOT be accepted without this prior written authorization, or a "Returned Materials Authorization" (RMA) # assigned to it.

WARRANTY LABOR

This warranty exclusively covers the repair or replacement of OM parts as determined by OM and does NOT cover any portion of field labor or service and does NOT cover any portion of field labor or service. For information regarding OM's non-warranty shop time and related charges, please reference a current copy of OM's pricebook, in the Terms and Conditions section.

GSA-Contract No. GS-28F-0007W
 C.A.G.E Code 3HYL1; Fed ID# 33-0151691
 Schedule 711-18 & 711-19
 Contract Period: 10/26/2019 – 10/25/2024
 Authorized Dealer Fee: 10% of Net Purchase Price
 *minority business enterprise and small business

1a.	Special Item Numbers (SIN) 711-18 Multi-Purpose Seating and 711-19 Guest & Stacking chairs
1b.	Lowest Priced Model Number SIN # 711-18 Multi-Purpose Seating, CL12 Grade 1 \$95.52 and SIN # 711-19 Stackable Seating, SG300 \$76.80
2.	Maximum Order Limitation \$500,000 Net
3.	Minimum Order Limitation \$100 Net
4.	Geographic Coverage 48 Continental United States & Washington D.C.
5.	Point of Production Ontario, CA 91761
6.	Prices shown herein are Net, discount deducted, Delivered Price. Basic Discount is 52% off August 2019 • 2nd Edition Commercial Price List**
7.	Quantity Discounts N/A
8.	Prompt Payment Terms Net 30 Days – Authorized Dealer Fee: 10% of Net Purchase Price
9a.	Government Credit Card Visa, Mastercard, AMEX Need Cardholder Name, Card No., Expiration Date, Billing Address, P.O.#, Security Code
9b.	Discount for Government Commercial Credit Card None
10.	Foreign Items None
11a.	Time of Delivery 2 weeks After Receipt of Order
11b.	Expedited Service Contact Factory (case by case)
11c.	Overnight and 2-Day Delivery Contact Factory
11d.	Urgent Requirements Contact Factory (case by case)
12.	F.O.B. Point Destination within 48 Contiguous States and Washington D.C.
13.	Ordering Address OM 1110 South Mildred Avenue Ontario, CA 91761 P: 877-776-5678; 909-392-5678 F: 909-392-4567 *Authorized Dealer should be noted on order
14.	Payment Address Same As Above
15.	Warranty Standard Commercial Warranty found on Pg. 108 of price book
16.	Export Packing Charges Contact Factory
17.	Terms and Conditions of Government Purchase Card Acceptance See Item # 9
18.	Terms and Conditions of rental, maintenance, and repair Not Applicable
19.	Terms and Conditions of Installation Not Applicable
20.	Terms and Conditions of repair parts indicating date of parts price GSA Net \$s and any discounts from GSA Net \$ prices Not Applicable
21.	Servicing Dealers Not Applicable
22.	GSA Net \$ of Participating Dealers Contact OM
23.	Preventive Maintenance Not Applicable
24.	Special Attributes GREENGUARD Gold Certified, Small Business
25.	Data Universal Number System Number (DUNS) 173255597
26.	Central Contractor Registration OM is registered with the Central Contractor Registration (CCR) database

** GSA Pricing continues to be based off **August 2019 • 2nd Edition Commercial Price List** at the time of this printing, and until further notice.
 Always check with OM or an authorized representative on which version/generation of our pricer is the most current basis for correct GSA pricing.

The people at OM believe in doing true and everlasting good. We believe that when we promote responsible new practices that build upon the organization's existing good habits, we can not only strengthen our products and the company but just as importantly, meaningfully minimize any negative impact we might have on our surrounding environment.

To this end, we've established at OM a culture of pursuing "Sustainable Environmentalism" —environmentalism that brings into harmony the enterprise's economic and environmental responsibilities.

By making the pursuit of environmental conservation align naturally with the undeniable corporate maxim of economic viability we manage to make OM a more responsible corporate citizen not just for isolated press releases, but day-in and day-out. Now that's taking a meaningful stand and making a positive difference for our future generations.

Here are some of the ways that we at OM are as smart about environmentalism as we are about our seating:

BUILDING A GREEN HOME OM has built and is operating out of a new home that meets our twin goals of high efficiency and environmental friendliness. We began by exceeding CA's tough Title 24 energy consumption standards by an average of over 15%, and took it even further by using green building materials throughout...

- High efficiency HVAC units that utilize green refrigerants, zone dampers and energy saving economizers
- LEED-inspired building materials and lighting (CFL bulbs, recycled material in... carpets, corian countertops, office insulation, door cores, etc.)
- Dual-flush, low-flow and sensor-controlled valves on toilets, urinals and sinks
- Daylight, timer- and motion-activated sensor lighting controls in all warehouse, office and production areas
- Green landscaping irrigation systems that utilize reclaimed waste water
- Green-energy equipment (electric-powered forklifts, pallet jacks, and people movers replacing older propane-driven units)

ENCOURAGING & REINFORCING "GOOD" HABITS Just as our parents taught us, good habits are important. And good "green" habits are even more important because of the universal impact that they have... we encourage our customers, vendors and employees to all participate in our Sustainable Environmentalism program by cooperating in the following ways:

- Focus on Blanket Wrap shipping programs that utilize no cardboard packaging and maximize the space usage inside a truck because efficiency here means fewer emissions and less truck fuel consumed
- OM receives ongoing recognition for its recycling efforts (winning the California EPA "WRAP" award in 2008, 2009, 2010, 2011, . . .)
- FSC-certified and Recycled content in ALL printed materials – brochures, pricers, business cards, envelopes, labels, etc., as well as in our seating seat and back boards.
- Minimize cardboard and wood-based packaging materials...
 - > We purchase foam industry scraps to keep them out of landfills a while longer and so that they can be reused to protect our chairs in transit
 - > We purchase collapsible steel cages and instruct our vendors to use them in transporting components to us so that we can save on excess waste associated with cardboard
 - > We use high recycled content paper pulp trays and cardboard boxes in our packaging.

BUILDING SUSTAINABILITY INTO OUR PRODUCTS To OM, sustainability in good product design not only means that our chairs are made to last, but also that our material selections need to be made with the environment in mind. No matter which way you look at it, not having to replace your chair every few years with even the greenest chair not only saves money but also the limited resources of our environment!

- GREENGUARD™ Gold Certification on OM product families
- Custom Molded Materials from our CFC-free foam cushions to our plastic components such as shells and casters mean less waste and in many cases better comfort as well.
- Recyclability is a key component of our product sustainability strategy:
 - > Polypropylene is used on many of our components from back shells to arm frames and can be given a second life as everything from washing machine parts to car fenders.
 - > Polyurethane used in creating our seat and back foams can be converted into carpet padding
 - > Aluminum used on our bases footings can eventually be part of your car, kitchen appliances or even golf clubs and power tools.
 - > Steel is a key structural component used on mechanisms to arm brackets, etc. and it has potential to be re-used in countless ways from buildings to bridges, trucks, tools, etc.
 - > Wood such as that used on our seat and back boards can be shredded into mulch and used for landscaping or allowed to decompose.
- 100% water-based glue from a patented Swiss formula means 0 emissions hazards and an earth-friendly adhesive that works for the chairs and the earth
- Tree-farm harvested seat- and back-woods that are also FSC and CARB-certified give our chairs a sustainable, but durable structural component that lasts
- In-stock and Grade-in fabric selections are a way for our customers to participate in our *Sustainable Environmentalism* effort... OM offers many in-stock options that feature either recycled or recyclable content as well as a very extensive range of green fabrics through our grade-in programs.
 - > Including multiple patterns with varying percentages of post-industrial and/or post-consumer recycled materials (such as most of our Grade 5 ComfortKnit patterns, which are made from Repreve™ yarns that are made from recycled plastic bottles).

Ergonomic features determine which chair will provide the “best fit” for an individual.

The features illustrated here will help you understand the functionality and unique benefits of OM seating.



BODY-ACTIVATED MOTION (self-weighting)
Seat & back tilt rate/tension automatically adjusts to occupant weight.

POSITIVE BACK RELEASE

Also known as PBR, this safety feature prevents a catapult-launching effect when the tilt lock lever is released. Tilting/rocking features can only be reactivated when body weight is applied on the backrest.



PNEUMATIC LIFT
Adjusts overall height of the chair.



PIVOT BACKREST
Pivots as the user moves.



TRUFIT™ BACK DESIGN
Full-range ergonomix backrest (Truly.® Series).



BACK HEIGHT ADJUSTMENT
Allows correct position of lumbar support.



TILTING BACKREST
Locks in an infinite number of positions.



ADJUSTABLE LUMBAR
Provides customized lumbar support.



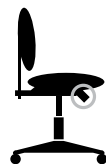
SYNCHRONOUS SEAT & BACK TILT
Activates single-lever adjustment.



SLIDING SEAT
Adjusts seat depth for a variety of users.



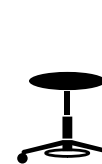
TILTING SEAT
Tilts forward and back for posture.



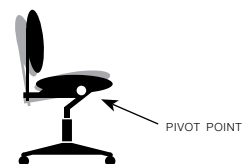
TENSION KNOB
Controls rate and ease of recline/tilt.



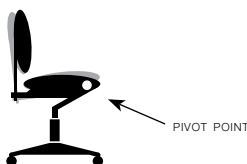
SWIVEL/ROCKING TILT
Provides “rocking motion” in any direction.



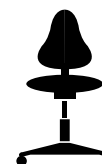
HEEL/FOOT ACTIVATION RING*
Hands-free operation of pneumatic height.



SIMPLE KNEE TILT
Reduce some tension behind knees on tilt.



FULL KNEE TILT
Reduce all tension behind knees on tilt.



DISCOVERY BACK DESIGN
Prevents scapular impingement.

* available on CL14 and CL15 only

ULTIMATE TEST FOR FIT (UTFF)

The Work Chair

(7.1)

SEAT HEIGHT

Users should be able to sit with their feet comfortably on the floor or footrest without undue pressure on the underside of the thighs. The thigh-to-torso angle should not be less than 90°.

(7.2)

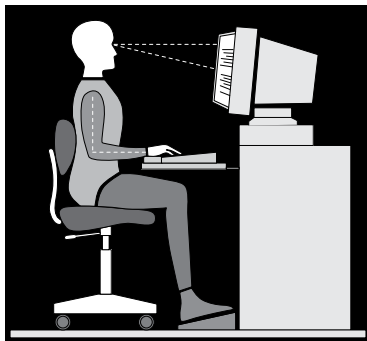
SEAT DEPTH

Users should be able to sit in the chair without undue pressure against the back of the knees, their back properly supported by the backrest and with adequate buttock and thigh support.

(7.3)

SEAT WIDTH

The seat should be wider than the hip breadth of the user with allowance for movement and clothing. The seat width should not limit the ability to use the armrests comfortably.



(7.4)

SEAT PAN ANGLE

This should allow users to support their feet on the floor or footrest. They should not cause the user's torso-to-thigh angle to be less than 90°. Forward seat pan angles should not cause users to shift excessive weight to their feet or experience the sensation of sliding out of the chair.

(7.5)

BACK SUPPORT

(7.5.1)

SEAT BACKREST HEIGHT

All backrests should provide adequate lumbar support and buttocks clearance. For tasks requiring upper body mobility, the backrest should not interfere with the user's movement. For users who prefer reclining postures or greater upper back support, the back height should provide support for the shoulder blades.

(7.5.2)

BACKREST WIDTH

The width of the backrest should provide adequate support for the curvature of the user's back without causing localized pressure points.

(7.5.3)

LUMBAR SUPPORT

The height and shape of the lumbar support should coincide with the lumbar curve ("the small") of the user's back. The support should be firm, but not cause localized pressure points.

(7.6)

MOVEMENTS OF THE SEAT PAN AND BACK SUPPORT

The user should be able to sit in a position where the torso-to-thigh angle is equal to or greater than 90°. The seat and backrest angles should accommodate the varying postures assumed by the user throughout the day.

(7.7)

ARM SUPPORT

(7.7.1)

ARMREST HEIGHT

This should allow users to sit in a variety of postures while supporting their forearms and/or elbows in a manner that avoids lifting the shoulders (armrests too high) or leaning to the side to reach the armrest (armrests too low). The armrest height should allow accessibility to, and performance of, tasks.

(7.7.2)

ARMREST LENGTH

The length of the armrest should allow users to sit close enough to the work surface to perform their tasks while maintaining contact with the backrest.

(7.7.3)


INSIDE DISTANCE BETWEEN ARMRESTS

Armrests should allow users to sit in a variety of postures while supporting their forearms in a manner that avoids lifting the shoulders and/or excessive outward positioning of the elbows. Armrests should allow accessibility to, and performance of, tasks. The inside distance between the armrests should allow the user to enter and exit the chair easily. The hips should comfortably fit between the armrests or supports.

features:

Specification form

Guidelines



WHY READ THIS FORM? This form describes OM's standard procedures for COM, COL and Grade-In's fabrics and leathers. Reading it will help you understand how your materials will be dealt with, and how to avoid potential misunderstandings and delays with your order.

WHY FILL OUT THIS FORM? Fabric designs often come in intricate patterns. Different people may interpret the same fabric's direction in different ways. In order to avoid any confusion and to ensure that your order comes out the way you want, please use this form with your original PO to specify orientation.

HOW MUCH YARDAGE SHOULD I SEND? Yardage per chair is estimated in this price GSA Net \$ and based upon 54" wide, plain or non-directional material.

Additional yardage may be required if striped or patterned material is used, if pattern requires matching or if width of material is less than 54" wide. Please call us at (877) 776 5678 if you have questions.

PROCESSING TIME Orders for production of COM, COL and Grade-In's upholstered products are not scheduled for processing until upholstery material is received. OM will not ship orders until 7-10 business days after receipt of fabric(s) and/or material(s). No CBD or credit hold terms.

SPLIT ORDERS If a portion of your shipment does not require COM, please specify whether OM should ship complete or split. By default, OM puts orders on hold until all material is received. Please contact us if you need to split orders. Split shipments may incur additional charges or fees.

CANCELED OR CHANGED ORDERS Customers are responsible for the cost of the chair and any additional penalties as well as for arranging the return of any extra COM, COL or Grade-In's resulting from changes in upholstery material or cancellation of an order. OM assumes no responsibility for this material.

EXCESS UPHOLSTERY MATERIAL OM will dispose of all excess upholstery material unless the customer specifically arranges otherwise.

UPHOLSTERY MATERIAL DISCREPANCY OM assumes no responsibility for defects in, or performance of, COM/ COL. But if we detect any flaws with the upholstery material that we receive, we will immediately notify the customer by fax or by phone. In such a case, OM will hold the order until the customer advises us on what to do next. OM is not responsible for any delays on orders in which customer instructions are pending.

COM SPECIFICATIONS FORM

A copy of this form should accompany POs for orders with directional or intricate fabric designs. Please fill out completely.

YOUR NAME AND COMPANY OR ID

PURCHASE ORDER NUMBER

PHONE NUMBER

OM SALES ORDER NUMBER (OPTIONAL)

IF ANY MATERIAL REMAINS AFTER COMPLETION OF MY ORDER, PLEASE...

- ☐ Dispose of it for me (default).
☐ Return it to me (we will bill the freight).
☐ Please see my instructions below.


CHECK THE BOX THAT INDICATES HOW YOUR FABRIC SHOULD RUN

- ☐ Selvage top and bottom / railroad ☐ Selvage side and side / top-down




COMPLEX PATTERN (SEE EXPLANATION/INFORMATION BELOW)

Seat



Back



OM MATERIAL GUIDELINE HIGHLIGHTS

COM / GRADE-IN

- Unless otherwise stated, OM will exercise its discretion in choosing fabric direction (usual default as illustrated in Diagram 1, bottom left).*
- COM must be provided as continuous yardage, and is based upon 54" wide plain or non-directional material.
- Do not fold materials. OM is not responsible for material that is damaged or wrinkled upon receipt.

COL

- Leather should be sent in rolls, do not fold. OM is not responsible for material that is damaged or wrinkled upon receipt.
- Outer edges of leather can not be calculated as square feet or yardage.

COM & COL

- To avoid delays, all materials sent to OM must include the PO number of your order with us, clearly marked or tagged on all material.
- All fabrics and leathers will be examined before cutting and OM is not responsible for material that is damaged upon receipt.

COMPLEX PATTERNS Positioning of intricate patterns or pattern repeats on seat and back default centered (as shown in Diagram 2, bottom left). Customers can use the boxes provided on the COM Specification Form to sketch how they want patterns to appear. Be advised that if your COM or Grade-In's fabric has stripes, you need to state in your PO whether a vertical (up/down) or horizontal (left/right) orientation is to be applied. Otherwise, OM will use its sole discretion. Large pattern repeats may require up to 25% additional yardage.

* OM's default layout is "Top-Down" (aka, "Off-the-roll"). Guidance from mill's website may be referenced on a case-by-case basis.

Diagram 1: Up the roll, off the roll.



Diagram 2



OBTAINING CURRENT GRADE-IN PRICING

(Grades will change periodically)



Look for this graphic at omseating.com (under Fabrics catalog/ Grade-in Fabrics) to download most up-to-date Grade-in prices.

ORDERING GRADE-IN FABRIC

To order OM seating with a specific, grade-in pattern, you must note the following clearly on your PO:

- 1 Fabric Mill Name (Momentum Textiles, Mayer Fabrics, C.F. Stinson, Designtex or Ultrafabrics)
- 2 Grade-In x (where 'x' is the appropriate grade)
- 3 Your selected "Pattern Name" and "Color Number/Name"
- 4 Layout instructions (see page 114)

If the above information is not clearly and completely noted, OM will assume your PO to be a COM order and will wait for your fabrics to arrive.

SELECTING PATTERNS

To choose a pattern, or to see which pricing grade (Grade-In A, B, C, etc.) your selected pattern(s) falls under, please consult the accompanying chart or go directly to the appropriate fabric mill's website. OM's approved patterns are GSA Net \$ed on omseating.com in the Fabric Catalog section.

Upon selecting a pattern, please note the grade selection noted to the right (see instruction 1 above).

GRADE-IN SAMPLES

In order to obtain any samples, please contact the appropriate fabric mill directly via its website or phone number.

Momentum Textiles (www.themomgroup.com, 800 366 6839)

Mayer Fabrics (www.mayerfabrics.com, 800 428 4415)

CF Stinson (www.cfstinson.com, 800 841 6279)

Designtex (www.designtex.com, 800 221 1540)

Ultrafabrics (www.ultrafabricsinc.com, 800 309 6648)

SPLIT ORDERS

If you would like the items of your order that are not part of the Grade-in program to ship on a separate timeframe than the Grade-in portion of your PO, please contact an OM Customer Service representative to confirm. In such a case, a higher shipping cost for the PO may be incurred.

LEAD TIMES

Normal OM lead times for items ordered under the Grade-in program will be measured from the date of the receipt of all fabrics specified for a PO.

Order changes requested 24 hours after the original submission to OM may result in a longer lead time.

Actual processing times are also subject to individual credit terms and assume that all accounts are in good standing.

WARRANTY

No OM warranties are implied or given under the Grade-in program beyond the pertinent standard fabric mill's original warranty coverage.

CHANGE ORDERS AND CANCELLATIONS

For orders that have entered any stage of the production process, OM can not accept change orders or cancellations.

All fabric order changes (either OM textile or Grade-in) must be received within 24 hours of the original PO submission. Fabric changes to orders after the initial 24 hour period may be assessed additional fees.

[illegible]

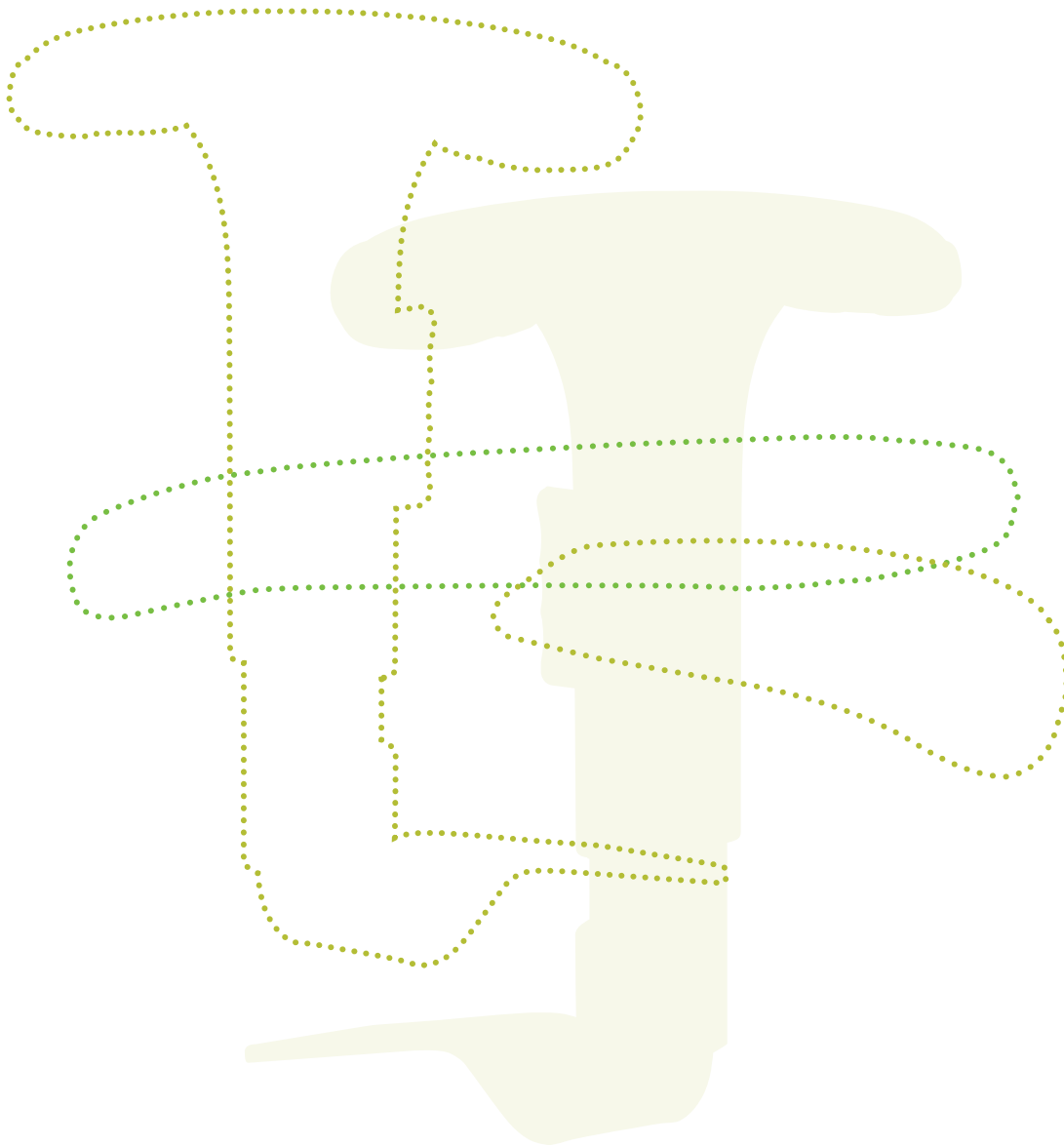
optional arm kits, arm tops & arm pads

features:

Arm rests

Arm pads

Arm tops



arm matrix

"WELL-ARMED" (FOR GOOD ERGONOMICS)







40+ everyday arms, 5 different arm tops (i.e., pads with motion), myriad additional custom combinations... I guess you could say we believe in offering choices to our customers!

Choosing arms to fit your working style is important. Yet, when it comes to arm selection, we have found that opinions vary widely. Some would say that good arms get out of your way during work, and then are available as occasional rests for when you need a break from the action.



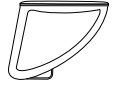

Others believe that arms are meant to offer continuous support even while working... witness the KR-251M track arms which are "move with you as you work" specialty arms that we developed for Google employees to use in a book-scanning project.

No matter your personal philosophy on arms, we've got enough choices to satisfy even the Goldilocks amongst you with something that is "just right".

Use this matrix as a starting point for just some of our more popular arm models; a reference to explain some of the more common model numbers you'd order, depending on which arm function/style you are seeking...

Arm Frame Description	Regular Arm	ARM PAD	ARM TOPS				
		Memosoft Pads (-MRM)	1-way Motion (-RPXM)	5-way Adjustable (-RP45)	6-way Adjustable (-RP50)	6-way Adjustable & Lockable (-RP65)	Specialty Arm (-RP51M)
							
T-ARMS							
Low (2.75" range) Starting height	N/A	KR-240M	KR-240-XM	KR-445	KR-540	KR-465	KR-251M
Avg. (2.75" range) Starting height	KR-200	KR-200M	KR-200-XM	KR-200-45	KR-500	KR-200-65	KR-200-51M
Tall (2.75" range) Starting height	KR-300	KR-300M	KR-300-XM	KR-300-45	KR-600	KR-300-65	N/A
Tall (4.25" range) Starting height	JR-77	JR-77M	N/A	JR-77-45	JR-77-50	JR-77-65	N/A
FORWARD SLANTING							
Tall (4.25" range) Avg. starting height	JR-39	JR-39M	N/A	JR-49	JR-59	JR-69	N/A
OM5 Arm Codes	MR5 / 'A'	MRM	MRXM	MR45	MR50	MR65	N/A

CONFERENCE / EXECUTIVE STYLE ARMS*

CONFERENCE			EXECUTIVE		
Fixed Cantilever Arms	AR-11		Polished Aluminum loop top arms	AR-81	
Fixed Conference style loop Arms (Available option for Affirm and CE models only)	AR-88		Height/width adjustable polished loop top arms with inward pivoting arm top	AR-485	

* Check relevant arm model descriptions for compatibility.

For pricing and more specifics about these (and even more) arm choices, please reference the following pages.

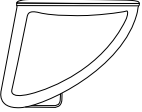
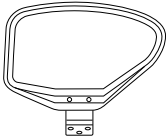
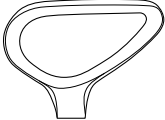
For experienced guidance and/or suggestions, please contact your favorite OM representative or the factory directly – toll free **877 776 5678**

fixed arms | 1D motion arms

optional arm kits

Arm your chair with a fit that's right for you.

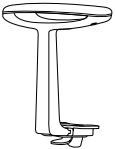
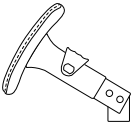
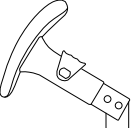
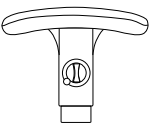
FIXED ARMS

Model	Group	GSA Net \$	Height Adj. Width Adj. (per side)	Approx. Ht. from Seat (lowest) ¹	Description
AR-88 	AR	\$95.04	N/A	+/- 9"	Fixed polished loop arms with leather arm pads Available option for Affirm & CE models only 12-year limited warranty on arm frames & 2-year limited warranty on upholstered arm pads ²
ETR-1 	Group 1	\$20.16	N/A	+/- 8.75"	Fixed loop arms 12-year limited warranty ²
KR-48 	Group 1	\$47.52	N/A	+/- 9.75"	Fixed loop arms 12-year limited warranty ²

¹ All arm dimensions are approximate as actual measurements will vary depending on a variety of factors: cushion contour(s), seat upholstery, memory foam, etc.

² Warranty on all arms does not cover conditions beyond standard commercial use.

1D MOTION HEIGHT OR WIDTH ADJUSTABILITY

Model	Group	GSA Net \$	Height Adj. Width Adj. (per side)	Approx. Ht. from Seat (lowest) ¹	Description
AR-81 	Group 4	\$85.44	w = 1.75"	+/- 8.25"	Width adjustable, fixed height polished aluminum loop top arm 12-year limited warranty on arm frames or 5-year limited warranty on arm pads ²
JR-BN 	Group 1 Specialty Arm	\$123.36	h = 2.5"	+/- 9.25"	Fixed width T-arms with fold back feature and trigger-style height control with Ballistic Nylon upholstered arm pads 5-year limited warranty on arm frames & 2-year limited warranty on upholstered arm pads ²
JR-PD 	Group 1 Specialty Arm	\$123.36	h = 2.5"	+/- 9.25"	Fixed width T-arms with fold back feature and trigger-style height control with Memosoft arm pads 5-year limited warranty on arm frames & 5-year limited warranty on arm pads ²
JR-75 	Group 1	\$60.96	h = 2.25"	+/- 8"	Fixed width, height adjustable T-arms with fabric arm pads COM .33 yards 12-year limited warranty on arm frames & 2-year limited warranty on upholstered arm pads ²

¹ **WHEN MEASURING ARMS** All arm dimensions are approximate as actual measurements will vary depending on a variety of factors: cushion contour(s), seat upholstery, memory foam, etc.

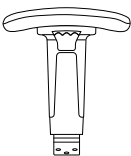
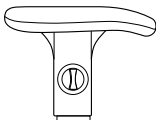
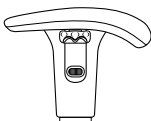
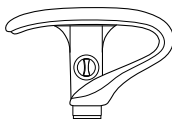
² Warranty on all arms does not cover conditions beyond standard commercial use.

Arm kits contain left and right side arms, prices above are per set. See page 108 for OM warranty information.
Pricing and specifications subject to change without notification.

optional arm kits

1D motion arms





Arm your chair with a fit that's right for you.

1D MOTION		HEIGHT OR WIDTH ADJUSTABILITY (continued)			
Model	Group	GSA Net \$	Height Adj. Width Adj. (per side)	Approx. Ht. from Seat (lowest) ¹	Description
	Group 1 JR-77	\$45.60	h = 4.25"	+/- 8.25"	Fixed width, height adjustable T-arms with molded arm pads 12-year limited warranty on arm frames & 5-year limited warranty on arm pads ²
	JR-77M	\$64.32	h = 4.25"	+/- 8.25"	Same as JR-77 with Memosoft arm pads
	Group 1 KR-21	\$31.20	h = 2.25"	+/- 8.5"	Fixed width, turn-knob height adjustable T-arms 12-year limited warranty on arm frames & 5-year limited warranty on arm pads ²
	Group 1 KR-25	\$31.20	h = 2.75"	+/- 8.25"	Fixed width, height adjustable T-arms featuring natural grip control 12-year limited warranty on arm frames & 5-year limited warranty on arm pads ²
	KR-25M	\$47.52	h = 2.75"	+/- 8.25"	Same as KR-25 with Memosoft arm pads
	Group 1 KR-32	\$41.76	h = 2.75"	+/- 8.5"	Fixed width, height adjustable semi loop arms 12-year limited warranty on arm frames & 5-year limited warranty on arm pads ²

¹ **WHEN MEASURING ARMS** All arm dimensions are approximate as actual measurements will vary depending on a variety of factors: cushion contour(s), seat upholstery, memory foam, etc.




² Warranty on all arms does not cover conditions beyond standard commercial use.

2D MOTION HEIGHT AND WIDTH ADJUSTABILITY

Model	Group	GSA Net \$	Height Adj. Width Adj. (per side)	Approx. Ht. from Seat (lowest) ¹	Description
	Group 4 JR-39	\$58.56	h = 4.25" w = 1.75"	+/- 7.25"	Height and width adjustable forward slanting T-arms with soft touch width adjustment trigger
	JR-39M	\$76.32	h = 4.25" w = 1.75"	+/- 7.25"	Same as JR-39 with Memosoft arm pads 12-year limited warranty on arm frames & 5-year limited warranty on arm pads ²
	Group 1 KR-240M	\$64.32	h = 2.75" w = 1.25"	+/- 5.25"	LOW Height and width adjustable, removable T-arms with natural grip control and Memosoft arm pads 12-year limited warranty on arm frames & 5-year limited warranty on arm pads ²
	Group 1 KR-200	\$52.32	h = 2.75" w = 1.25"	+/- 6.25"	AVERAGE Height and width adjustable, removable T-arms with natural grip control
	KR-200M	\$68.64	h = 2.75" w = 1.25"	+/- 6.25"	Same as KR-200 with Memosoft arm pads 12-year limited warranty on arm frames & 5-year limited warranty on arm pads ²
	Group 1 KR-300	\$64.32	h = 2.75" w = 1.25"	+/- 7.75"	TALL Height and width adjustable, removable T-arms with natural grip control
	KR-300M	\$80.64	h = 2.75" w = 1.25"	+/- 7.75"	Same as KR-300 with Memosoft arm pads 12-year limited warranty on arm frames & 5-year limited warranty on arm pads ²

RELATED ARM FRAMES

¹ All arm dimensions are approximate as actual measurements will vary depending on a variety of factors: cushion contour(s), seat upholstery, memory foam, etc.² Warranty on all arms does not cover conditions beyond standard commercial use.**3D MOTION HEIGHT, WIDTH AND ADDITIONAL DIMENSIONAL ADJUSTABILITY (see description below)**

Model	Group	GSA Net \$	Height Adj. Width Adj. (per side)	Approx. Ht. from Seat (lowest) ¹	Description
	Group 1 Specialty Arm	\$84.00	h = 2.75" w = 1.25"	+/- 6.25"	LOW Height and width adjustable, removable T-arms with forward-moving extension arm top (RP-XM) 12-year limited warranty on arm frames & 5-year limited warranty on arm pads 1-year limited warranty on specialty arm tops ²
	Group 1 Specialty Arm	\$98.40	h = 2.75" w = 1.25"	+/- 7.25"	AVERAGE Height and width adjustable, removable T-arms with forward-moving extension arm top (RP-XM) 12-year limited warranty on arm frames & 5-year limited warranty on arm pads & 1-year limited warranty on specialty arm tops ²
	Group 1 Specialty Arm	\$110.40	h = 2.75" w = 1.25"	+/- 8.75"	TALL Height and width adjustable, removable T-arms with forward-moving extension arm top (RP-XM) 12-year limited warranty on arm frames & 5-year limited warranty on arm pads & 1-year limited warranty on specialty arm tops ²

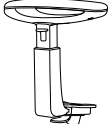
RELATED ARM FRAMES
Not available on MX and HD models¹ **WHEN MEASURING ARMS** All arm dimensions are approximate as actual measurements will vary depending on a variety of factors: cushion contour(s), seat upholstery, memory foam, etc.² Warranty on all arms does not cover conditions beyond standard commercial use.Arm kits contain left and right side arms, prices above are per set. See page 108 for OM warranty information.
Pricing and specifications subject to change without notification.

optional arm kits

Arm your chair with a fit that's right for you.

3D motion arms | 4D motion arms

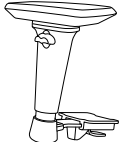
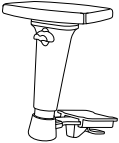
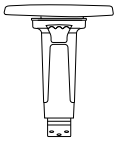



3D MOTION HEIGHT, WIDTH AND ADDITIONAL DIMENSIONAL ADJUSTABILITY (continued)

Model	Group	GSA Net \$	Height Adj. Width Adj. (per side)	Approx. Ht. from Seat (lowest) ¹	Description
 AR-485	Group 4	\$137.28	h = 4" w = 1.75"	+/- 8.25"	Height and width adjustable polished aluminum loop top arms with pivoting motion. 12-year limited warranty on arm frames & 5-year limited warranty on arm pads ²

¹ All arm dimensions are approximate as actual measurements will vary depending on a variety of factors: cushion contour(s), seat upholstery, memory foam, etc.

² Warranty on all arms does not cover conditions beyond standard commercial use.

4D MOTION HEIGHT, WIDTH AND 2 ADDITIONAL DIMENSIONAL ADJUSTABILITY (see description below)

Model	Group	GSA Net \$	Height Adj. Width Adj. (per side)	Approx. Ht. from Seat (lowest) ¹	Description
 JR-49	Group 4	\$89.28	h = 4.25" w = 2.75"	+/- 8.75"	Height and width adjustable, forward slanting T-arms with soft touch width adjustment trigger, fore-aft, side-side and inward pivoting arm tops (RP-45) 12-year limited warranty on arm frames & 5-year limited warranty on arm pads ²
 JR-69	Group 4	\$89.28	h = 4.25" w = 2.75"	+/- 8.25"	Height and width adjustable, forward slanting T-arm with soft touch width adjustment trigger, lockable arm top, fore-aft, side-side, pivoting arm top (RP-65) 12-year limited warranty on arm frames & 5-year limited warranty on arm pads ²
 JR-77-65	Group 1	\$100.80	h = 4.25"	+/- 9.5"	TALL Fixed width, height adjustable T-arms with lockable arm top, fore-aft, side-side, pivoting arm top (RP-65) 12-year limited warranty on arm frames & 5-year limited warranty on arm pads ²
 KR-445	Group 1	\$84.00	h = 2.75" w = 2.25"	+/- 6.75"	LOW Height and width adjustable, removable T-arms with fore-aft, side-side, and inward pivoting arm top (RP-45) 12-year limited warranty on arm frames & 5-year limited warranty on arm pads ²
 KR-200-45	Group 1	\$102.72	h = 2.75" w = 2.25"	+/- 7.75"	AVERAGE Height and width adjustable, removable T-arms with fore-aft, side-side, and inward pivoting arm top (RP-45) 12-year limited warranty on arm frames & 5-year limited warranty on arm pads ²
 KR-300-45	Group 1	\$114.72	h = 2.75" w = 2.25"	+/- 9.25"	TALL Height and width adjustable, removable T-arms with fore-aft, side-side, and inward pivoting arm top (RP-45) 12-year limited warranty on arm frames & 5-year limited warranty on arm pads ²

¹ **WHEN MEASURING ARMS** All arm dimensions are approximate as actual measurements will vary depending on a variety of factors: cushion contour(s), seat upholstery, memory foam, etc.

Warranty on all arms does not cover conditions beyond standard commercial use.

Arm kits contain left and right side arms, prices above are per set. : See page 108 for OM warranty information. :

Pricing and specifications subject to change without notification.

RELATED ARM FRAMES

omseating.com

SMART SEATING



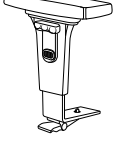




optional arm kits

Arm your chair with a fit that's right for you.

4D MOTION HEIGHT, WIDTH AND 2 ADDITIONAL DIMENSIONAL ADJUSTABILITY (continued)

(fore-aft & inward pivot arm top (RP-65))

Model	Group	GSA Net \$	Height Adj. Width Adj. (per side)	Approx. Ht. from Seat (lowest) ¹	Description
 KR-465	Group 1	\$88.80	h = 2.75" w = 2.25"	+/- 6"	LOW Height and width adjustable, removable T-arms with lockable arm top, fore-aft, side-side, pivoting arm top (RP-65) 12-year limited warranty on arm frames & 5-year limited warranty on arm pads ²
 KR-200-65	Group 1	\$107.52	h = 2.75" w = 2.25"	+/- 7"	AVERAGE Height and width adjustable, removable T-arms with lockable arm top, fore-aft, side-side, pivoting arm top (RP-65) 12-year limited warranty on arm frames & 5-year limited warranty on arm pads ²
 KR-300-65	Group 1	\$119.52	h = 2.75" w = 2.25"	+/- 8.5"	TALL Height and width adjustable, removable T-arms with lockable arm top, fore-aft, side-side, pivoting arm top (RP-65) 12-year limited warranty on arm frames & 5-year limited warranty on arm pads ²
 KR-251M	Group 1 Specialty Arm	\$93.60	h = 2.75" w = 6.25"	+/- 7.5"	LOW Height and width adjustable, removable T-arms with ultra-mobility arm tops that extend forward, pivot a full 360° at 2 different points; serves as a light-duty track arm to move with your hands as you work (RP-51M). 12-year limited warranty on arm frame 5-year limited warranty on arm pads & 1-year limited warranty on specialty arm tops ² Note: This is a specialty arm that is NOT designed to bear substantial weight and is NOT recommended for use on heavy-duty.
 KR-200-51M	Group 1 Specialty Arm	\$107.52	h = 2.75" w = 6.25"	+/- 8.5"	AVERAGE Height and width adjustable, removable T-arms with ultra-mobility arm tops that extend forward, pivot a full 360° at 2 different points; serves as a light-duty track arm to move with your hands as you work (RP-51M). 12-year limited warranty on arm frame 5-years on arm top and arm pad ² 1-year limited warranty on specialty arm tops ² Note: This is a specialty arm that is NOT designed to bear substantial weight and is NOT recommended for use on heavy-duty.

RELATED ARM FRAMES

RELATED ARM FRAMES

¹ **WHEN MEASURING ARMS** All arm dimensions are approximate as actual measurements will vary depending on a variety of factors: cushion contour(s), seat upholstery, memory foam, etc.

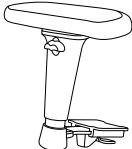



² Warranty on all arms does not cover conditions beyond standard commercial use.

optional arm kits

4D+ motion arms

Arm your chair with a fit that's right for you.

4D+ MOTION FULL MOTION: HEIGHT, WIDTH AND MORE ADJUSTABILITY (see description below)


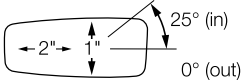

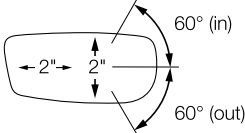

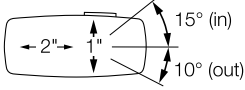

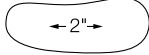

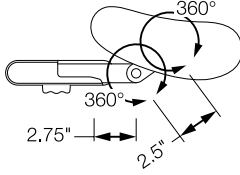



Model	Group	GSA Net \$	Height Adj. Width Adj. (per side)	Approx. Ht. from Seat (lowest) ¹	Description
 JR-59	Group 4	\$93.60	h = 4.25" w = 3.75"	+/- 8.5"	Height and width adjustable, forward slanting T-arms with soft touch width adjustment and 6-way ultra adjustable, omni directional arm top (RP-50) 12-year limited warranty on arm frames & 5-year limited warranty on arm pads ²
 KR-540	Group 1	\$93.60	h = 2.75" w = 3.25"	+/- 6.75"	LOW Height and width adjustable, removable T-arms with 6-way ultra adjustable, omni directional arm top (RP-50) 12-year limited warranty on arm frames & 5-year limited warranty on arm pads ²
 KR-500	Group 1	\$112.32	h = 2.75" w = 3.25"	+/- 7.75"	AVERAGE Height and width adjustable, removable T-arms with 6-way ultra adjustable, omni directional arm top (RP-50 arm tops) 12-year limited warranty on arm frames & 5-year limited warranty on arm pads ²
 KR-600	Group 1	\$124.32	h = 2.75" w = 3.25"	+/- 9.25"	TALL Height and width adjustable, removable T-arms with 6-way ultra adjustable, omni directional arm top (RP-50) 12-year limited warranty on arm frames & 5-year limited warranty on arm pads ²

RELATED ARM FRAMES

¹ **WHEN MEASURING ARMS** All arm dimensions are approximate as actual measurements will vary depending on a variety of factors: cushion contour(s), seat upholstery, memory foam, etc.

² Warranty on all arms does not cover conditions beyond standard commercial use.

optional arm tops & arm pads

Arm Tops	Arm top Movement	GSA Net \$	Description
RP-45 		\$50.40* per set	5-way arm top with smooth fore-aft, side-side, and inward pivoting arm caps (retrofits to most Group 1 and Group 4 arms) 5-year limited warranty arm tops with arm pads
RP-50 		\$60.00* per set	6-way, ultra-adjustable, omni directional arm top (retrofits to most Group 1 and Group 4 arms) 5-year limited warranty arm tops with arm pads
RP-65 		\$60.00* per set	6-way adjustable & lockable arm top (retrofits to most Group 1 and Group 4 arms) 5-year limited warranty arm tops with arm pads
RP-XM  Specialty Arm Top		\$64.80 per set	1-way adjustable arm top (retrofits to most Group 1 and Group 4 arms) 5-year limited warranty arm pads 1-year limited warranty on specialty arm tops Note: This is a specialty arm that is NOT designed to bear substantial weight and is NOT recommended for use on MX or HD models.
RP-51M  Specialty Arm Top		\$64.80 per set	Ultra-mobility arm tops that extend forward, pivot a full 360° at 2 different points; serves as a light-duty track arm to move with your hands as you work. 5-year limited warranty on arm pads 1-year limited warranty on specialty arm tops Note: This is a specialty arm that is NOT designed to bear substantial weight and is NOT recommended for use on MX or HD models.
Arm Pads		GSA Net \$	Description
Type 1 	Arm pad codes will vary. See description at right for details.	\$13.92 per set <i>Representative image - actual arm pad may vary</i>	Arm pads for the following arms: BR-5, JR-39, JR-77, KR-21, KR-25, and KR-200
Type 2 	Arm pad codes will vary. See description at right for details.	\$18.72 per set <i>Representative image - actual arm pad may vary</i>	Arm pads for the following arms: KR-25M (Memosoft), KR-32, KR-251M (Memosoft), and KR-200M (Memosoft), and OM5 MR5 pad
Type 3 	Arm pad codes will vary. See description at right for details.	\$37.92 per set <i>Representative image - actual arm pad may vary</i>	Arm pads for AR-81, AR-88, AR-485 and JR-BN arms

WHEN ORDERING ARM PADS

Order arm pads by specific arm model numbers found under DESCRIPTION. OM can NOT fulfill arm pad orders that use Type only when ordering.

NOTES:

Overall width of chair will be approximately increased 5" with Group 1 arms.
 Overall weight of chair will be increased by approximately 8-12 pounds.

*Warranty on arms does not cover conditions beyond standard commercial use.

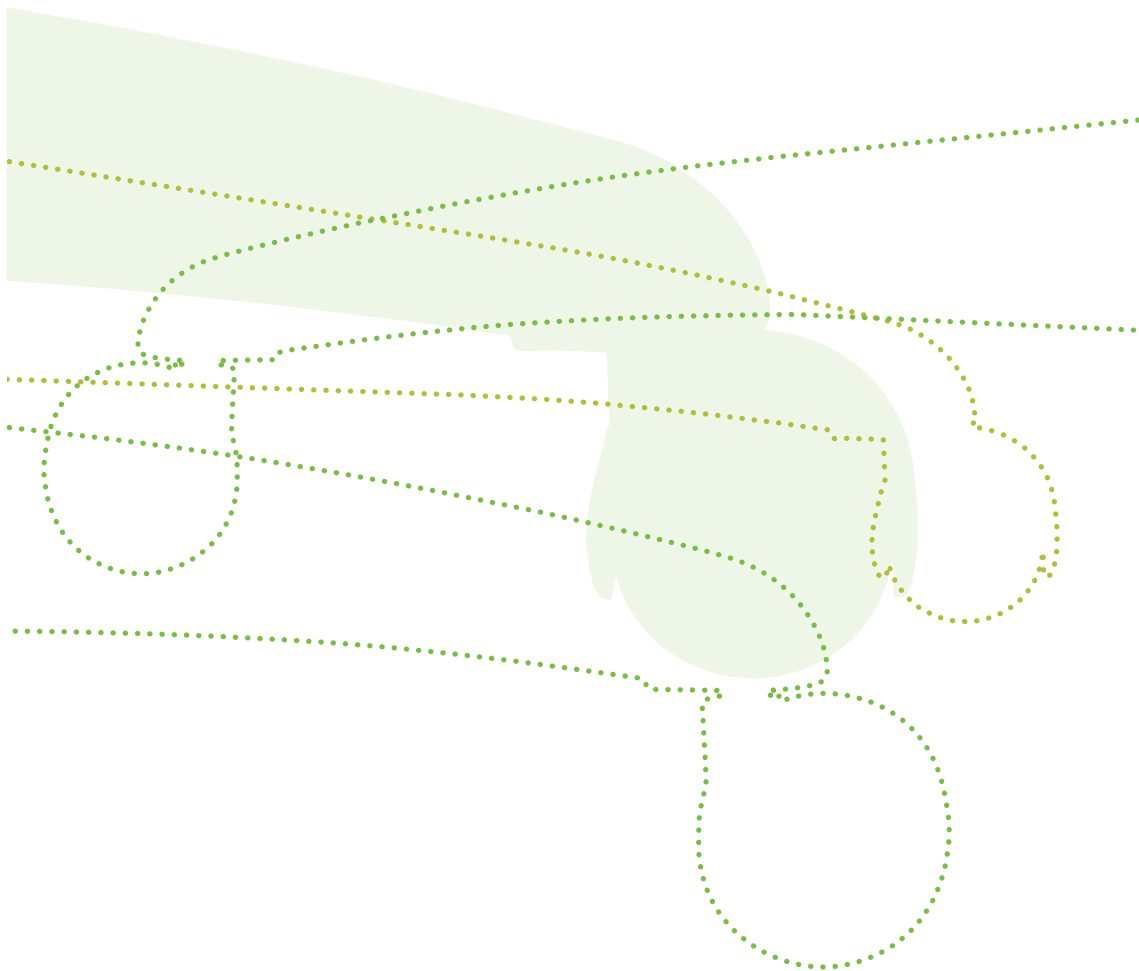
Arm kits contain left and right side arms, prices above are per set. : See page 108 for OM warranty information. :
 Pricing and specifications subject to change without notification.

optional casters & cylinders

features:

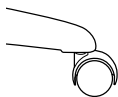

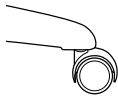
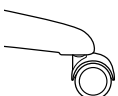
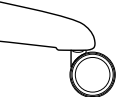

Casters for all types of flooring

Cylinders for achieving various seat heights



casters

guidelines and selection

	GSA Net \$ \$ (Up-	GSA Net \$ \$ (Buy)	Description
CAS-REG 	N/A	\$14.40	Regular Caster Designed for use on carpet (5 per set, standard on most chairs)
GLD-R 	N/A	\$14.40	Glide Keeps the chair stationary at all times (5 per set)
CAS0050-SS 	\$12.00	\$21.60	Safety Soft Caster Minimizes chair movement when NOT in use (5 per set)
CAS0050-RB 	\$16.80	\$26.40	Reverse Braking Caster Restricted chair movement when chair IS in use (5 per set)
CAS0065-S 	\$12.00	\$21.60	Multi-Surface Soft Caster Dual-tone; designed for wood, tile and smooth surfaces (5 per set)
CAS-RUB 	\$12.00	\$21.60	Rubber Caster Designed for concrete and other hard surfaces (5 per set) Note: Not available on MXIU and other high weight limit chairs (i.e., 350 lbs. and up).

OM provides you with a range of caster options to accommodate your working environment. Tailor your caster selection specifically to the type of flooring where your seating will be used. Refer to the chart below to help you choose the caster that is right for you.

	SOFTTEST SURFACE			HARDEST SURFACE		
	Carpet	Chair Mat	Wood	Tile	Linoleum	Concrete
Regular Caster	Excellent!	Fair	Poor	Poor	Poor	Poor
Glide	Fair	Fair	Fair	Fair	Fair	Fair
Safety Soft Caster	Poor	Excellent!	Excellent!	Excellent!	Excellent!	Excellent!
Reverse Braking Caster	Poor	Fair	Fair	Fair	Fair	Fair
Soft Caster ("Dual-soft")	Excellent!	Excellent!	Excellent!	Excellent!	Excellent!	Excellent!
Rubber Caster	Fair	Fair	Fair	Fair	Excellent!	Excellent!

Similar to the way tires on a car eventually wear out, even the most well-made casters are subject to wear and tear. While performing routine maintenance will extend the life of your casters, eventually you may need to replace them.

	GSA Net \$ \$ (Up-	GSA Net \$ \$ (Buy)	Description	Available on chairs that are not BC or WS (except WS15, WS15VS and WS16) Series.
CYL-5	\$9.60	\$33.60	5" cylinder for most task and executive chairs (black)	
CYL-5CR	\$9.60	\$40.80	5" cylinder for most task and executive chairs. Chrome housing with black colored piston	
CYL-5WWY	\$9.60	\$40.80	5" white cylinder for OM5 Active Tasker (p. 105)	
CYL-6CHD	\$19.20	\$48.00	6" chrome heavy-duty cylinder (check with factory for model compatibility).	
CYL-8CHD	\$14.40	\$45.60	8" chrome heavy-duty cylinder to accommodate intermediate drafting desk	
CYL-10CHD	\$14.40	\$45.60	10" chrome heavy-duty cylinder for drafting stools	

Cylinders below are heavy-duty versions available on certain OM models **(check with factory for model compatibility)**







CYL-4HD	\$14.40	\$45.60	4" black heavy-duty cylinder (check with factory for model compatibility)
CYL-5HD	\$14.40	\$45.60	5" black heavy-duty cylinder (check with factory for model compatibility)
CYL-6SHD	\$19.20	\$48.00	6" black super heavy-duty cylinder (check with factory for model compatibility)

Choosing the appropriate cylinder for both your working environment and working style is critical to proper ergonomics and your long-term seating comfort.

Cylinders (aka Gas Lifts or Pneumatic Cylinders) are a paradox. While they are one of the easiest — and most important — parts of your chair to adjust, they can also be one of the hardest parts of your chair to understand. Thankfully there is only one main area that you really need to consider when specifying for that perfect fit: Travel Range.

Travel range is usually expressed in approximate inches and is the total distance that the telescoping portion of the assembly can travel. A 5 inch cylinder has approximately 5 inches of travel from full compression to full extension, a 8 inch cylinder has approximately 8 inches of travel, respectively.

When considering the Travel Range for your seating needs, it is important to bear in mind that your working environment and style together determine what's appropriate for you. See the chart below for more details.

						
	CYL-4HD	CYL-5AF	CYL-5HD	CYL-6SHD	CYL-8CHD	CYL-10CHD
Category	Desk Height				Counter Height	
Actual Travel	88 mm	121 mm	121 mm	162 mm	202 mm	262 mm
Comparative Max. Height* (As measured from cyl-5 as a "standard")	-2.5"	standard	standard	+4"	+7.3"	+13.5"
Comparative Min. Height* (As measured from cyl-5 as a "standard")	-1.3"	standard	standard	+2.5"	+4.3"	+8.2"

* All measurements are approximate and are based on switching cylinder heights on otherwise the same chair, with the same base and casters.

BIFMA UTFF (Ultimate Test For Fit) for the work chair states that users should be able to sit with their feet comfortably on the floor or footrest without undue pressure on the underside of the thighs. The thigh-to-torso angle should not be less than 90°.

UPHOLSTERY	GSA Net \$ (Upcharge)	GSA Net \$ (Buy)	Description
DCS™ Technology	\$47.04	\$95.04	Exclusive double comfort cushion featuring both memory and support foams. Call OM for availability and size options.
UPHCFT	\$31.68	N/A	Memory foam sub-layer (i.e., viscoelastic foam located underneath HR foam to preserve aesthetics while still enhancing sitting comfort). Call OM for compatibility.
UPHMF	\$31.68	N/A	5 lbs. memory foam layer applied to surface of seat cushion, underneath fabric
LUM	\$34.08	N/A	Adjustable lumbar option add-on (not available on all models, call OM for details)
UPHCA133	\$38.40	N/A	Upholstery with fire barrier to meet CA-TB 133 fire code (use for AF, BC4_, CL1_, CL3_, CLFT, CLVS, OM5 Active, YS)
UPHTB133	\$57.12	N/A	Upholstery with fire barrier to meet CA-TB 133 fire code (use for models not mentioned above)
UPHDUB1	\$19.20	\$33.12	Upholstery back for small and BC Series task chairs (0.5 yard)
UPHDUB2	\$24.00	\$39.84	Upholstery back for large and BC Series executive chairs (0.75 yard)
UPHDUB3	\$33.60	\$48.96	Upholstery back for complex backshells (1 yard)
UPHDUB-B	\$31.20	N/A	Ballistic Nylon upholstery on backshell
UPHDUB-T	\$33.60	\$48.96	Upholstery back for chairs using Comfort Knit
UPH-PD	\$42.24	N/A	Durable Ballistic Nylon added to lower half, front portion of backrest. Check with factory.
UPHCYX	\$47.04	N/A	Concealed ultra-soft foam reservoir to relieve tailbone (coccyx) pressure (Grade 2 Soft Sit and Grade 5 ComfortKnit patterns, only)
UPHCYX-CC	\$47.04	N/A	Visible seat foam cut-out to relieve tailbone (coccyx) pressure (Grade 2 Soft Sit and Grade 5 ComfortKnit patterns, only)
COM-LOGO	CALL	N/A	Call factory for pricing (\$55.56 List \$ minimum per unit)
ESD OPTIONS	GSA Net \$ (Upcharge)	GSA Net \$ (Buy)	Description
ESDPKG-F	\$96.00	N/A	ESD Package – Fabric: Special assembly to meet ESD requirements. Not an option on all OM models. Call OM for compatibility and pricing.
ESDPKG-V	\$108.00	N/A	ESD Package – Vinyl: Special assembly to meet ESD requirements. Not an option on all OM models. Call OM for compatibility and pricing.
CLEAN ROOM	GSA Net \$ (Upcharge)	GSA Net \$ (Buy)	Description
UPHCLN	\$60.00	N/A	Upholstery modifications for Cleanroom chairs (can only be used with vinyl or similar). Select models. Check with factory.
UPHCRS	\$24.00	N/A	Clean room seat (only) – use G3 price. Adds vinyl dust cover (no filter added)
STOOL OPTIONS	GSA Net \$ (Upcharge)	GSA Net \$ (Buy)	Description (Available on chairs that are not BC Series)
FTG20CR	\$18.24	\$37.44	20" chrome adjustable footing
GSPPKG**	\$26.67	\$80.00	Spider base with chrome footing and dual-tone, 65mm soft casters 8" cylinder and flat fixed footing
TLPKG**	\$26.67	\$80.00	Knobless, turn-lock footing stool package with 10" chrome cylinder and 26" nylon base with carpet casters
IUPKG	\$52.80	N/A	5" heavy-duty cylinder and CAS0065-S dual-soft casters. Alters usage rating to 24/7 with 7-years limited warranty. (IUPKG not eligible on all models. Check with factory).
MISC. OPTIONS	GSA Net \$ (Upcharge)	GSA Net \$ (Buy)	Description (Available on chairs that are not BC Series)
CRMPKG	\$36.00	\$59.04	Chrome package: 5" chrome cylinder and polished aluminum base (base size depends on model selection)
BSEYS78-PLH	\$26.67	\$80.00	Polished aluminum base option available for most models (check with OM for compatibility)
HRZA	\$4.44	N/A	Black leather-like upholstered 3-way adjustable headrest (not retrofittable. Check with factory for model compatibility).
-TL	\$14.00	N/A	Truncated arm frames for JR-39 and KR-300 based arm frames. Allows in-most arm width position to be used on smaller width seats.

** GSPPKG & TLPKG only eligible as upcharge to stool configurations. When altering a chair to a stool configuration, check with OM for eligibility and use "Buy" column pricing.

Be advised that all the options GSA Net \$ed above may not be applicable to all models in our price GSA Net \$. Pricing and specifications subject to change without notification.

1110 South Mildred Avenue | Ontario, California 91761
toll free **877 776 5678**
voice **909 392 5678**
facsimile **909 392 4567**

omseating.com
September 2019

